




GENERAL NOTES

1. All dimensions are in mm
2. All work to be done to be carried out in accordance with the Local Authority requirements.
3. All dimensions to be verified on site before commencement of any work.
4. Any error or omissions are to be brought to Designer immediately.



PROJECT TITLE

AMPHTEATRE

CLIENT

DRAWING NAME


3D VIEWS

DESIGNED AND DRAWN BY:	JEMYCRETE BUILDERS
	0763965952/ 0678226627
SCALE:	1: 100
DATE:	



GENERAL NOTES

1. All dimensions are in mm
2. All work to be done to be carried out in accordance with the Local Authority requirements.
3. All dimensions to be verified on site before commencement of any work.
4. Any error or omissions are to be brought to Designer immediately.



PROJECT TITLE

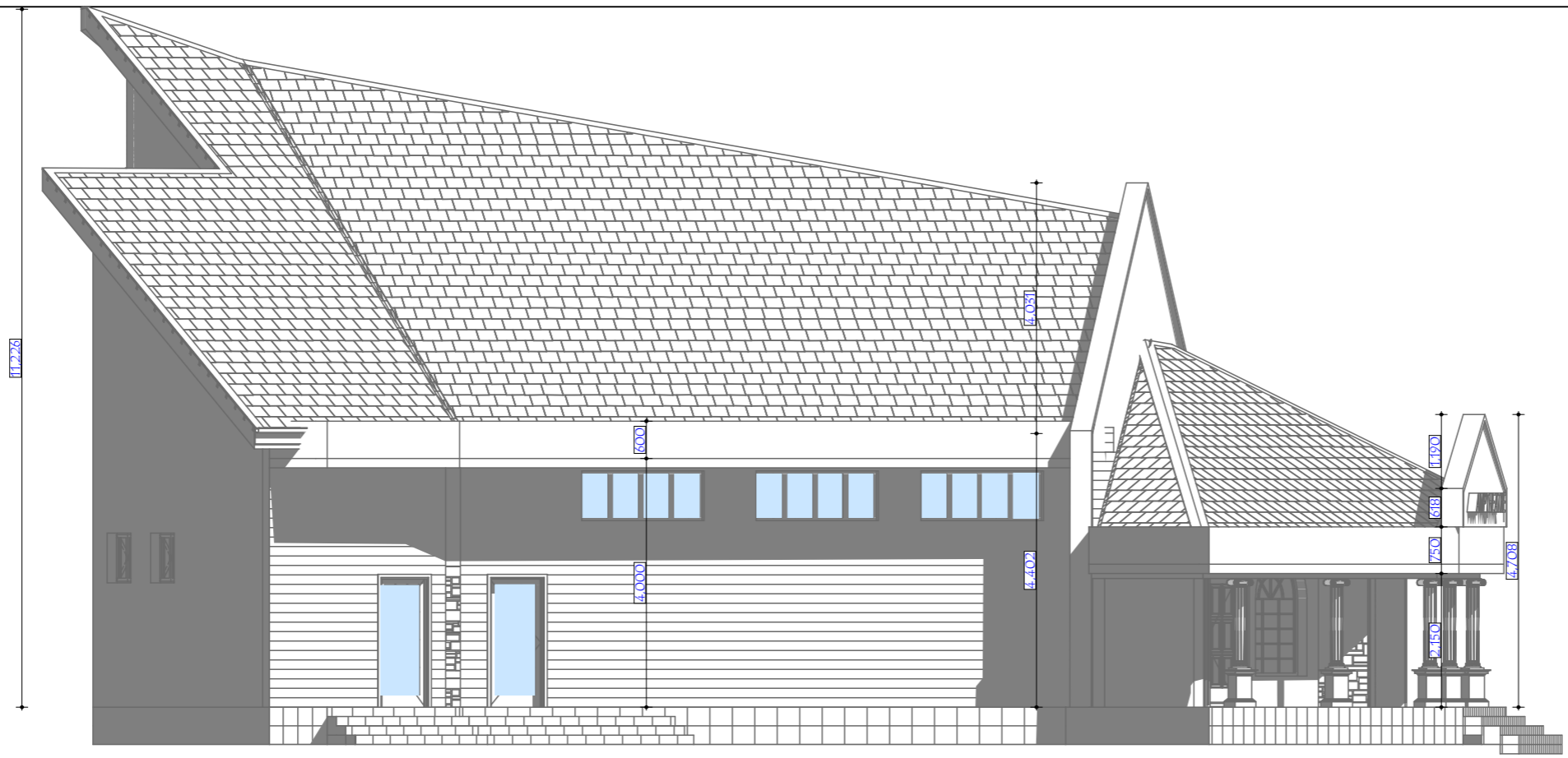
AMPTHEATRE

CLIENT


DRAWING NAME

3D VIEWS

DESIGNED AND DRAWN BY:	JEMYCRETE BUILDERS 0763965952/ 0678226627
SCALE:	1: 100
DATE:	




ELEVATION 02



ELEVATION 03

GENERAL NOTES

1. All dimensions are in mm
2. All work to be done to be carried out in accordance with the Local Authority requirements.
3. All dimensions to be verified on site before commencement of any work.
4. Any error or omissions are to be brought to Designer immediately.



PROJECT TITLE

AMPTHEATRE

CLIENT

DRAWING NAME

ELEVATIONS


DESIGNED AND DRAWN BY:

0763965952/
0678226627

SCALE: 1:100
DATE:

GENERAL NOTES

1. All dimensions are in mm
2. All work to be done to be carried out in accordance with the Local Authority requirements.
3. All dimensions to be verified on site before commencement of any work.
4. Any error or omissions are to be brought to Designer immediately.



PROJECT TITLE

AMPTHEATRE

CLIENT


DRAWING NAME

ELEVATIONS

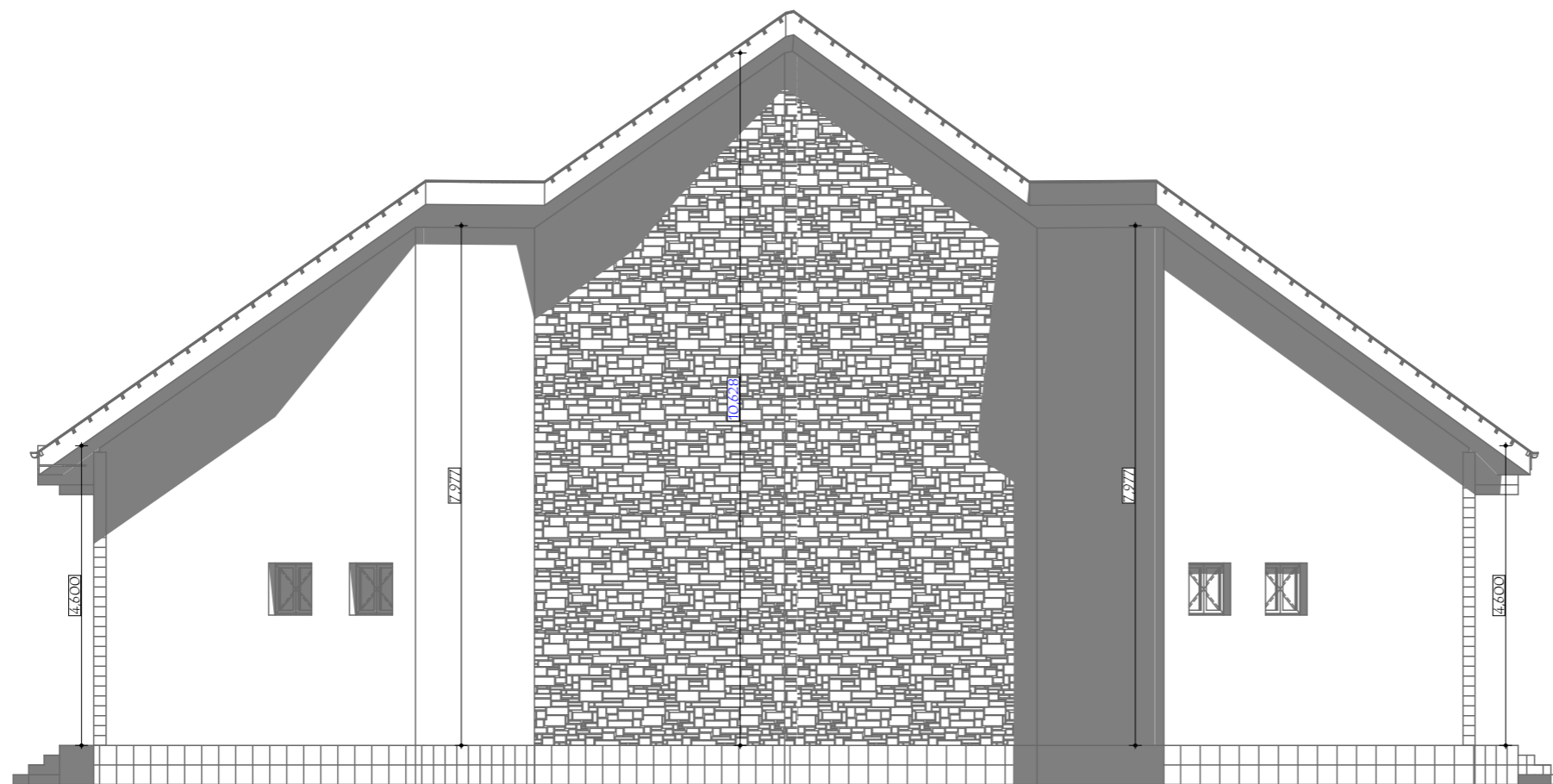
DESIGNED
AND
DRAWN BY:

0763965952/
0678226627

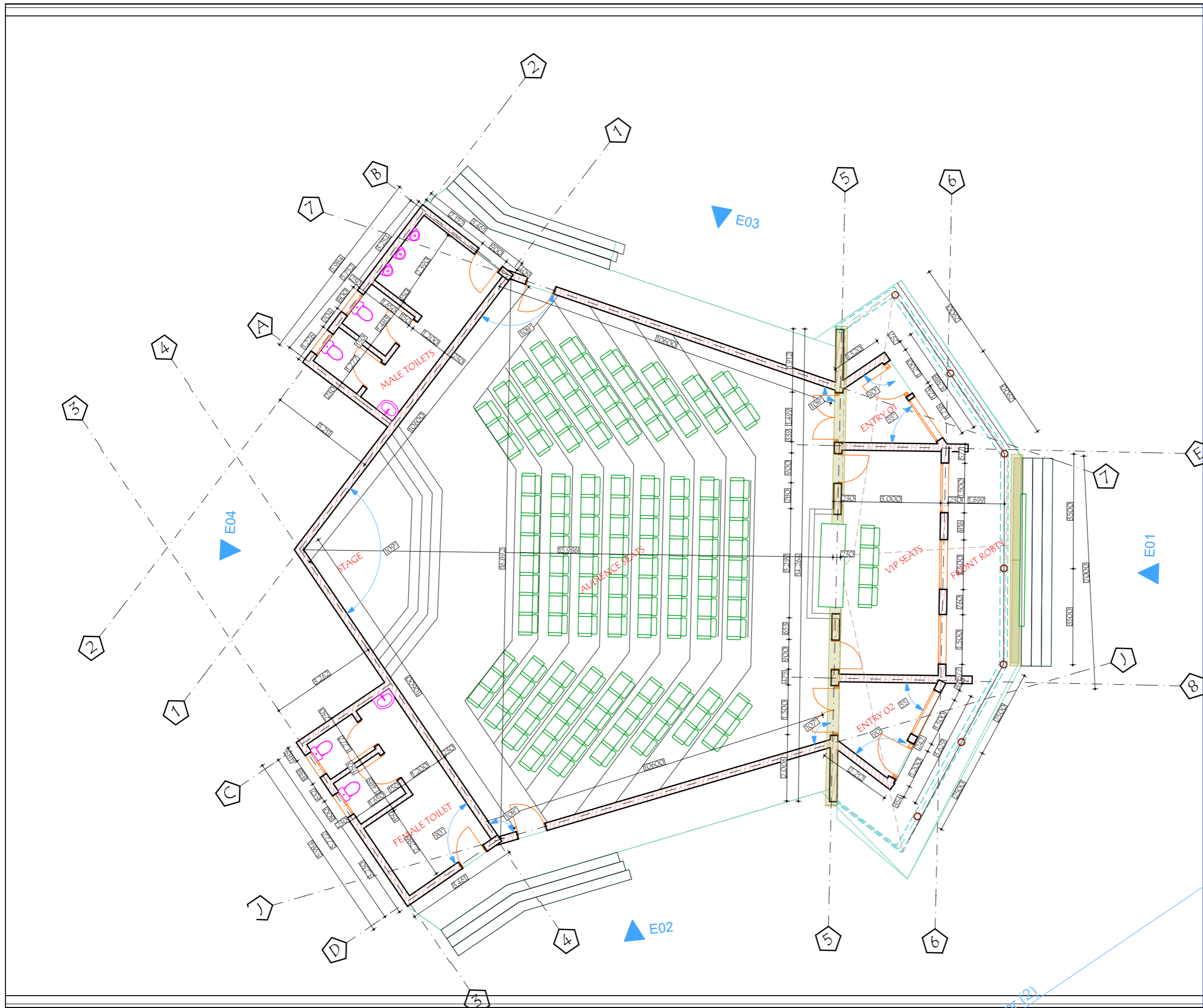
SCALE: 1:100
DATE:



ELEVATION 01

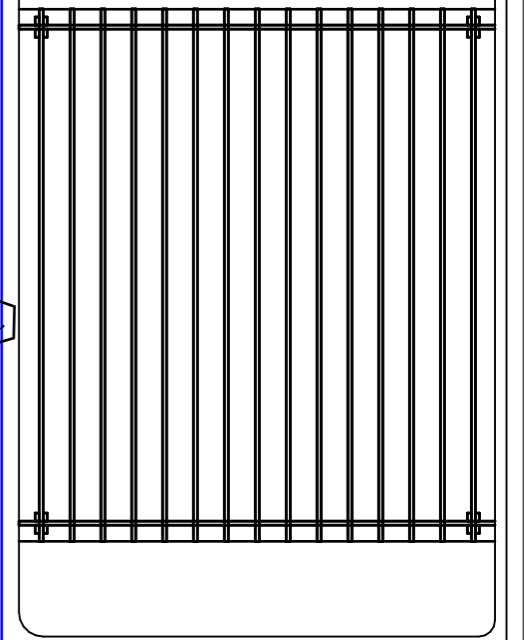


ELEVATION 02



GENERAL NOTES

1. All dimensions are in mm
2. All work to be done to be carried out in accordance with the Local Authority requirements.
3. All dimensions to be verified on site before commencement of any work.
4. Any error or omissions are to be brought to Designer immediately.



PROJECT TITLE

AMPTHEATRE

CLIENT

DRAWING NAME

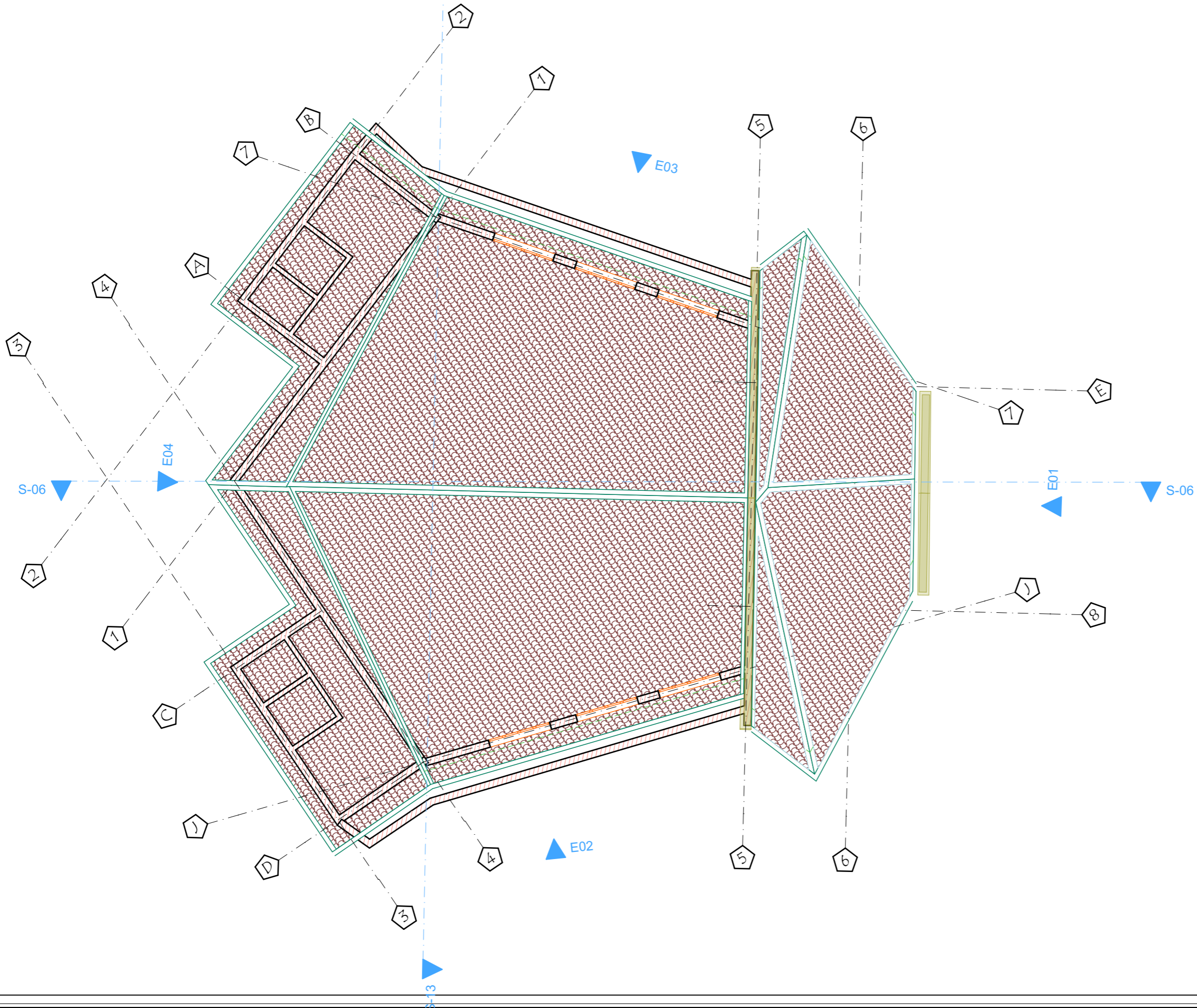
FLOOR PLAN

DESIGNED AND DRAWN BY:

0763965952/
0678226627


SCALE: 1:100
DATE:

1:1/2/20



GENERAL NOTES

1. All dimensions are in mm
2. All work to be done to be carried out in accordance with the Local Authority requirements.
3. All dimensions to be verified on site before commencement of any work.
4. Any error or omissions are to be brought to Designer immediately.



PROJECT TITLE

AMPTHEATRE

CLIENT

DRAWING NAME

ROOF PLAN


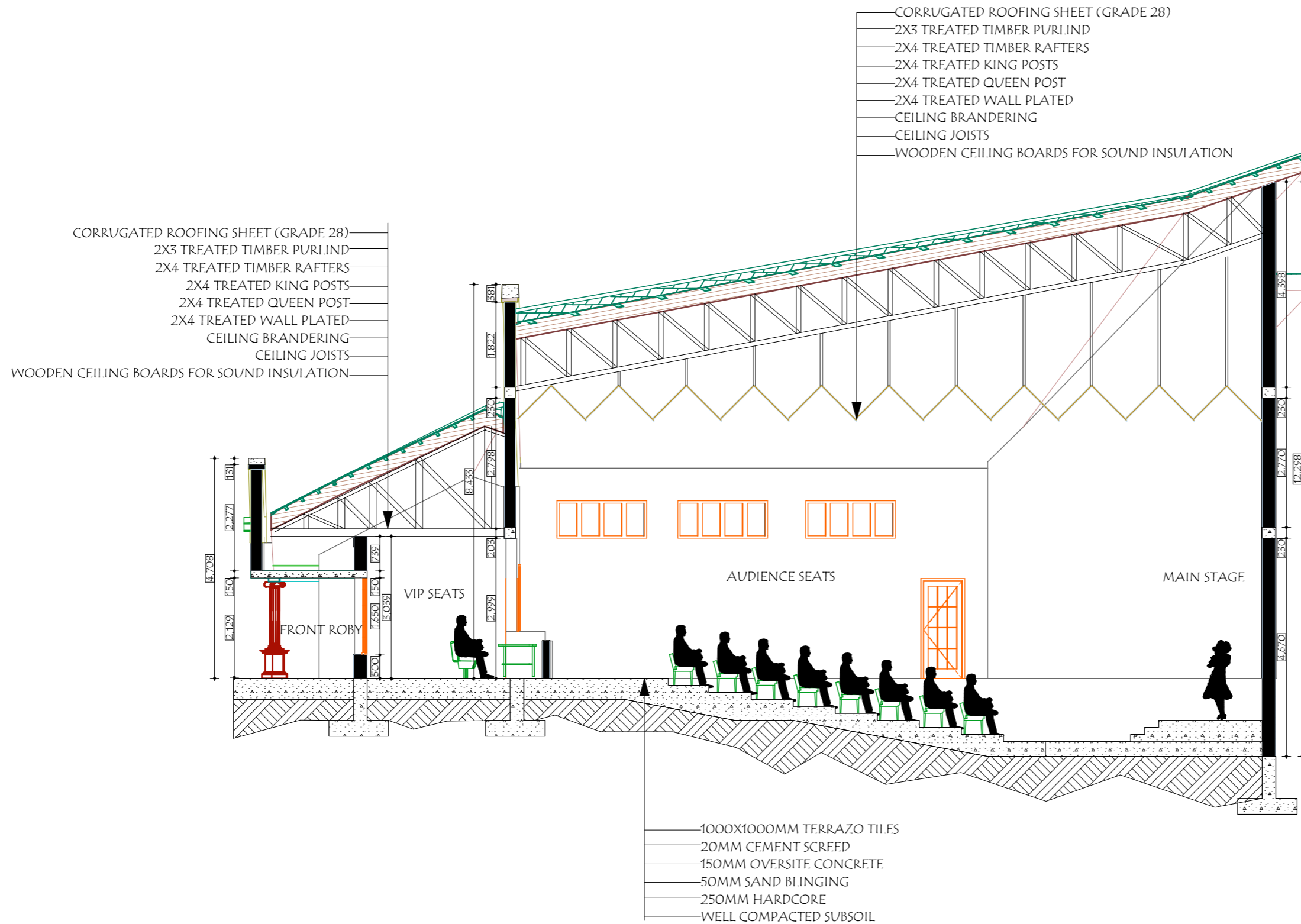
DESIGNED
AND
DRAWN BY:

0763965952/
0678226627

SCALE: 1:100
DATE:

GENERAL NOTES

1. All dimensions are in mm
2. All work to be done to be carried out in accordance with the Local Authority requirements.
3. All dimensions to be verified on site before commencement of any work.
4. Any error or omissions are to be brought to Designer immediately.



PROJECT TITLE

AMPTHEATRE

CLIENT

DRAWING NAME

SECTION 06

DESIGNED AND DRAWN BY:

0763965952/
0678226627

SCALE: 1:100
DATE:


RESTAURANT





GENERAL NOTES

1. All dimensions are in mm
2. All work to be done to be carried out in accordance with the Local Authority requirements.
3. All dimensions to be verified on site before commencement of any work.
4. Any error or omissions are to be brought to Designer immediately.



PROJECT TITLE

RESTAURANT

CLIENT

DRAWING NAME

3D VIEWS

DESIGNED
AND
DRAWN BY:

0763965952/
0678226627

SCALE: 1:100
DATE:

RESTAURANT




RESTAURANT



GENERAL NOTES

1. All dimensions are in mm
2. All work to be done to be carried out in accordance with the Local Authority requirements.
3. All dimensions to be verified on site before commencement of any work.
4. Any error or omissions are to be brought to Designer immediately.



PROJECT TITLE

RESTAURANT

CLIENT

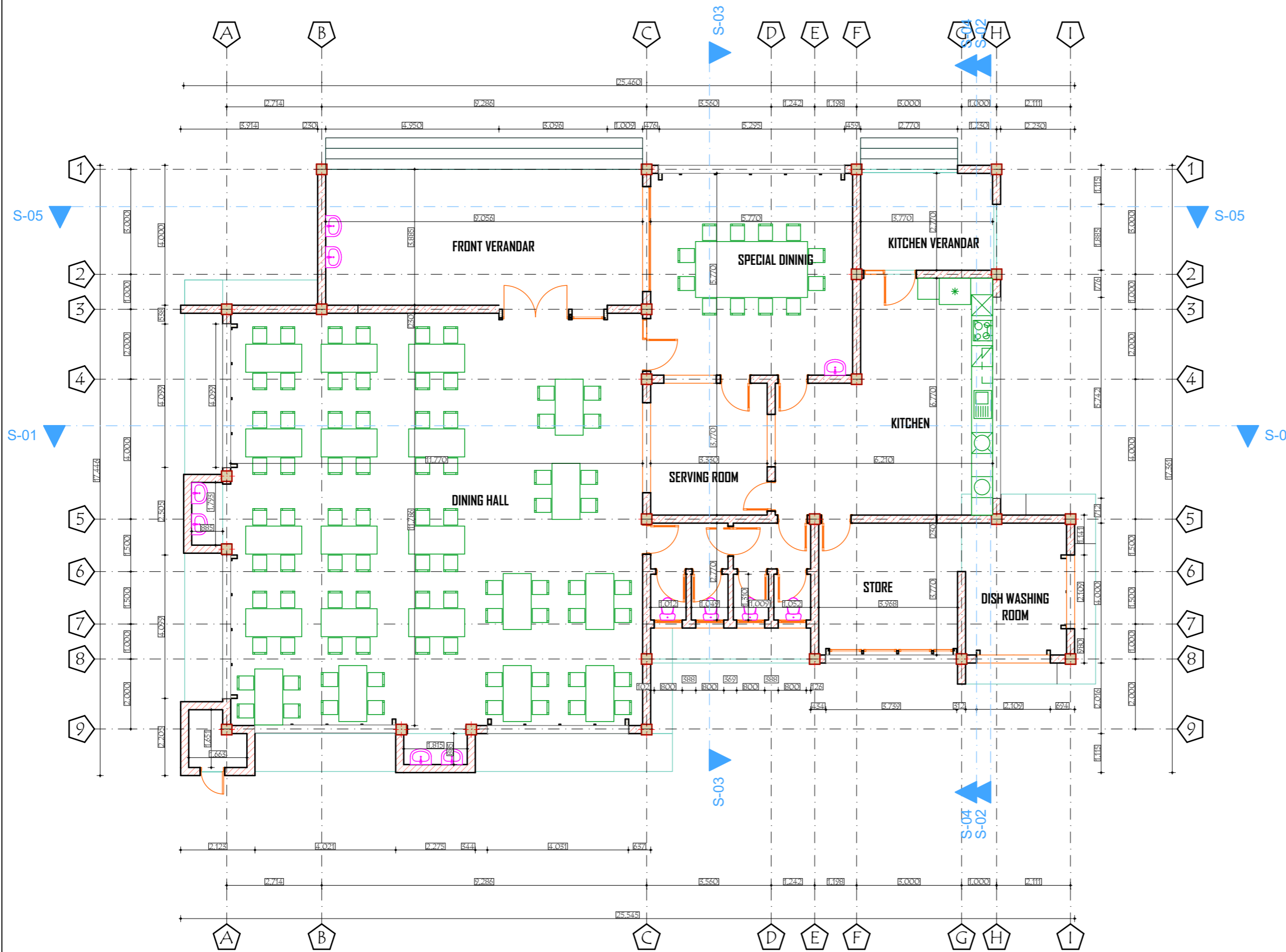
DRAWING NAME

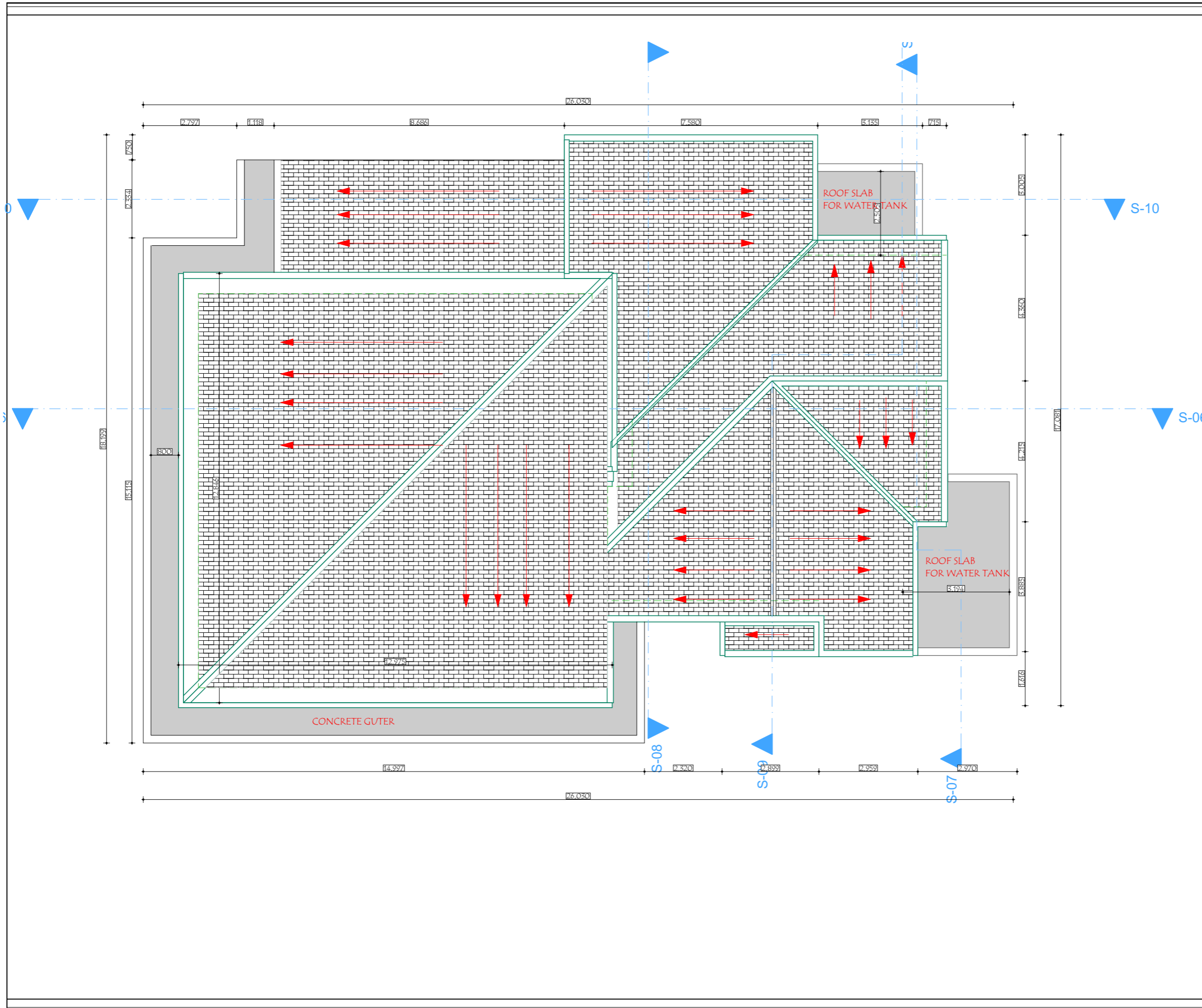
FLOOR PLAN

DESIGNED AND DRAWN BY:

0763965952/
0678226627


SCALE: 1:100
DATE:





GENERAL NOTES

1. All dimensions are in mm
2. All work to be done to be carried out in accordance with the Local Authority requirements.
3. All dimensions to be verified on site before commencement of any work.
4. Any error or omissions are to be brought to Designer immediately.



PROJECT TITLE

RESTAURANT

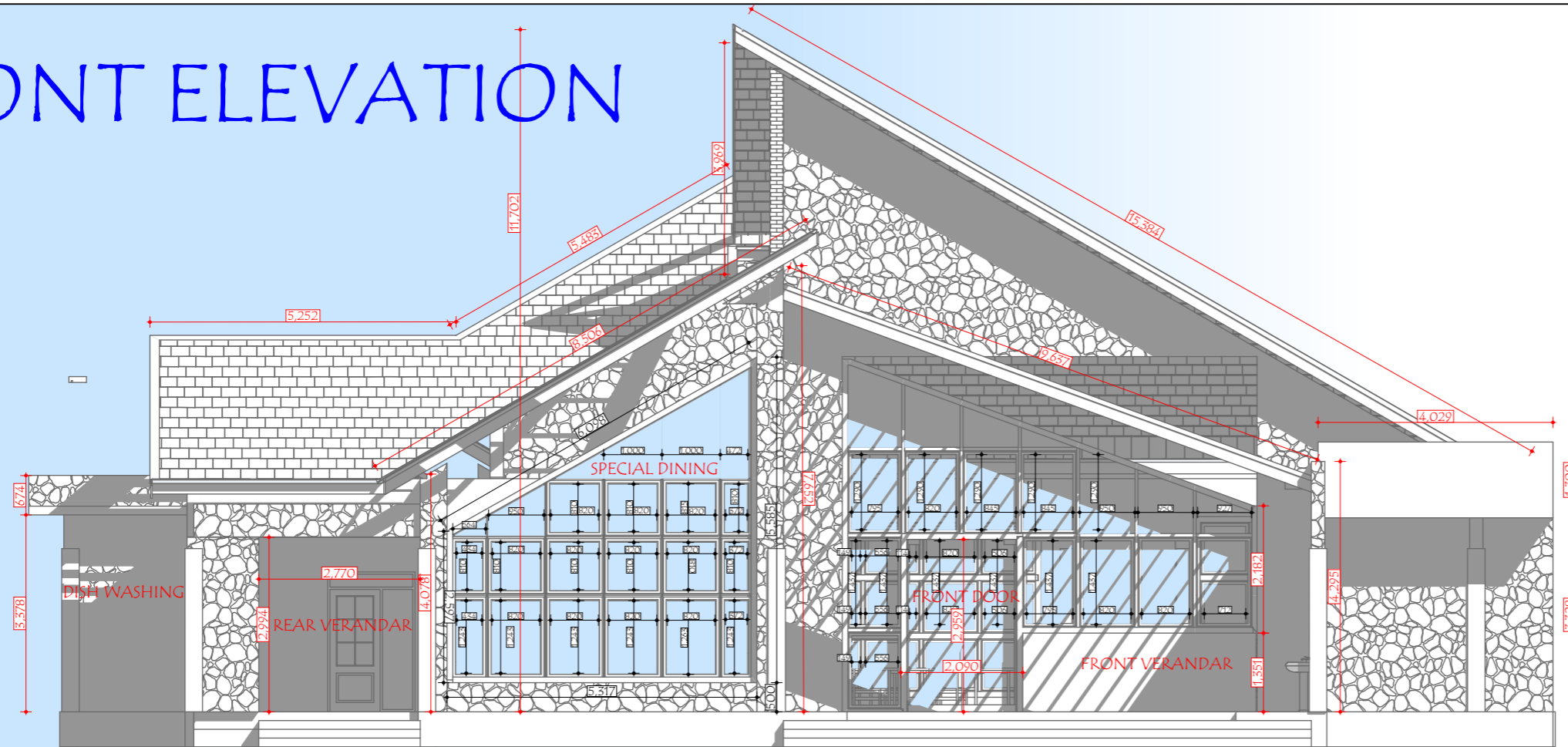
CLIENT

DRAWING NAME

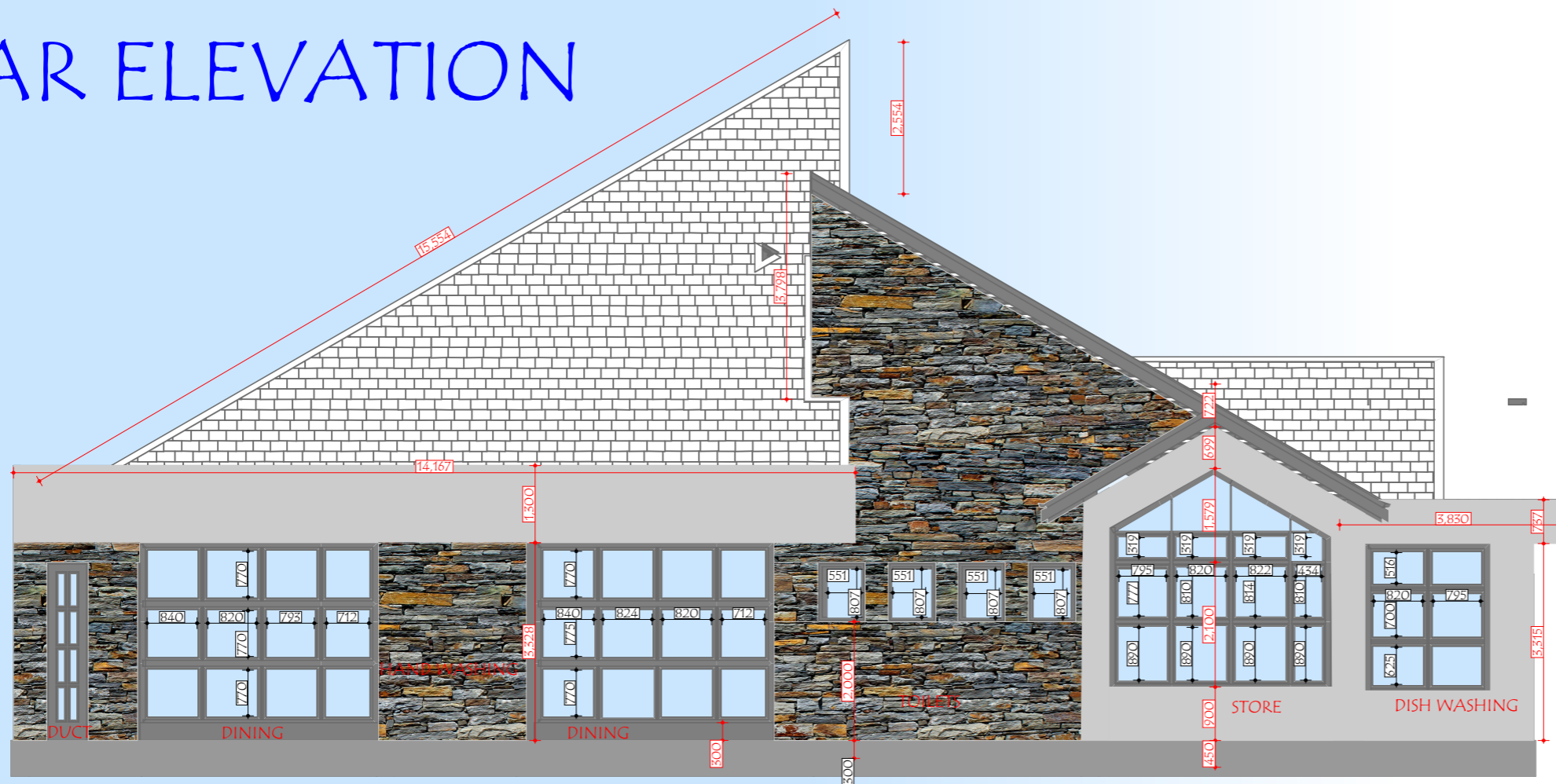
ROOF PLAN

DESIGNED AND DRAWN BY:	0763965952/ 0678226627
	SCALE: 1:100
	DATE:

FRONT ELEVATION




REAR ELEVATION



GENERAL NOTES

1. All dimensions are in mm
2. All work to be done to be carried out in accordance with the Local Authority requirements.
3. All dimensions to be verified on site before commencement of any work.
4. Any error or omissions are to be brought to Designer immediately.



PROJECT TITLE

RESTAURANT

CLIENT

DRAWING NAME

ELEVATIONS

DESIGNED AND DRAWN BY:

0763965952/
0678226627

SCALE: 1:100
DATE:



1. All dimensions are in mm
2. All work to be done in accordance with the Local Authority requirements
3. All dimensions to be verified on site before commencement of any work
4. Any error or omissions are to be brought to Designer immediately

Project Title
**RECREATION
BUILDING**

Drawing Name
FRONT SHEET

Designed and Drawn by
**JEMYCRETE
BUILDERS**
0763-965952/0678-226627
0658-011079/0785-817695

Drawing Scale
1:7.25

Layout ID
A.01

Revision

PROPOSED RECREATION BUILDING

Layout ID	Layout Name	Revision	Issued	Published	Remark
	TABLE OF CONTENTS		<input type="checkbox"/>	<input type="checkbox"/>	
A.01	FRONT SHEET		<input type="checkbox"/>	<input type="checkbox"/>	
A.02	GROUND BEAM LAYOUT		<input type="checkbox"/>	<input type="checkbox"/>	
A.03	FOUNDATION LAYOUT		<input type="checkbox"/>	<input type="checkbox"/>	
A.04	GROUND FLOOR PLAN		<input type="checkbox"/>	<input type="checkbox"/>	
A.05	ROOF PLAN AT 3.0M		<input type="checkbox"/>	<input type="checkbox"/>	
A.06	ROOF PLAN AT 5.5M		<input type="checkbox"/>	<input type="checkbox"/>	
A.07	SECTION X-X		<input type="checkbox"/>	<input type="checkbox"/>	
A.08	SECTION Y-Y		<input type="checkbox"/>	<input type="checkbox"/>	
A.09	ELEVATION 01		<input type="checkbox"/>	<input type="checkbox"/>	
A.10	ELEVATION 02		<input type="checkbox"/>	<input type="checkbox"/>	
A.11	ELEVATION 03		<input type="checkbox"/>	<input type="checkbox"/>	
A.12	ELEVATION 04		<input type="checkbox"/>	<input type="checkbox"/>	
A.13	INTERIOR VIEW 01		<input type="checkbox"/>	<input type="checkbox"/>	
A.14	INTERIOR VIEW 02		<input type="checkbox"/>	<input type="checkbox"/>	
A.15	INTERIOR VIEW 03		<input type="checkbox"/>	<input type="checkbox"/>	
A.16	INTERIOR VIEW 04		<input type="checkbox"/>	<input type="checkbox"/>	
A.17	INTERIOR VIEW 05		<input type="checkbox"/>	<input type="checkbox"/>	
A.18	3D VIEW 01		<input type="checkbox"/>	<input type="checkbox"/>	
A.19	3D VIEW 02		<input type="checkbox"/>	<input type="checkbox"/>	
A.20	3D VIEW 03		<input type="checkbox"/>	<input type="checkbox"/>	

- 1. All dimensions are in mm
- 2. All work to be done in accordance with the Local Authority requirements
- 3. All dimensions to be verified on site before commencement of any work
- 4. Any error or omissions are to be brought to Designer immediately

Project Title
RECREATION BUILDING

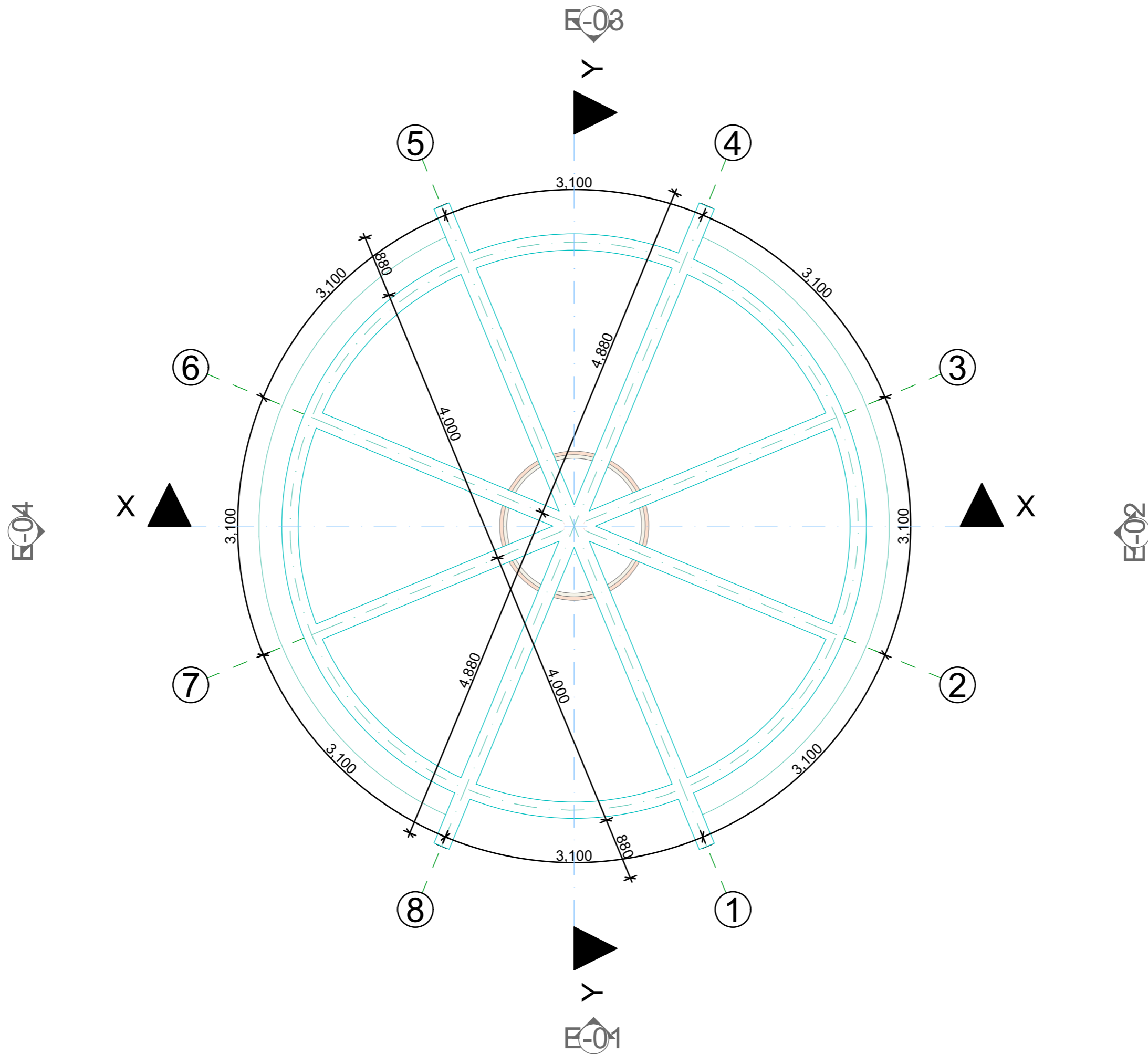
Drawing Name
TABLE OF CONTENTS

Designed and Drawn by
JEMYCRETE BUILDERS
0763-965952/0678-226627
0658-011079/0785-817695

Drawing Scale
1:0.55

Layout ID

Revision



1. All dimensions are in mm
2. All work to be done in accordance with the Local Authority requirements
3. All dimensions to be verified on site before commencement of any work
4. Any error or omissions are to be brought to Designer immediately

Project Title
**RECREATION
 BUILDING**

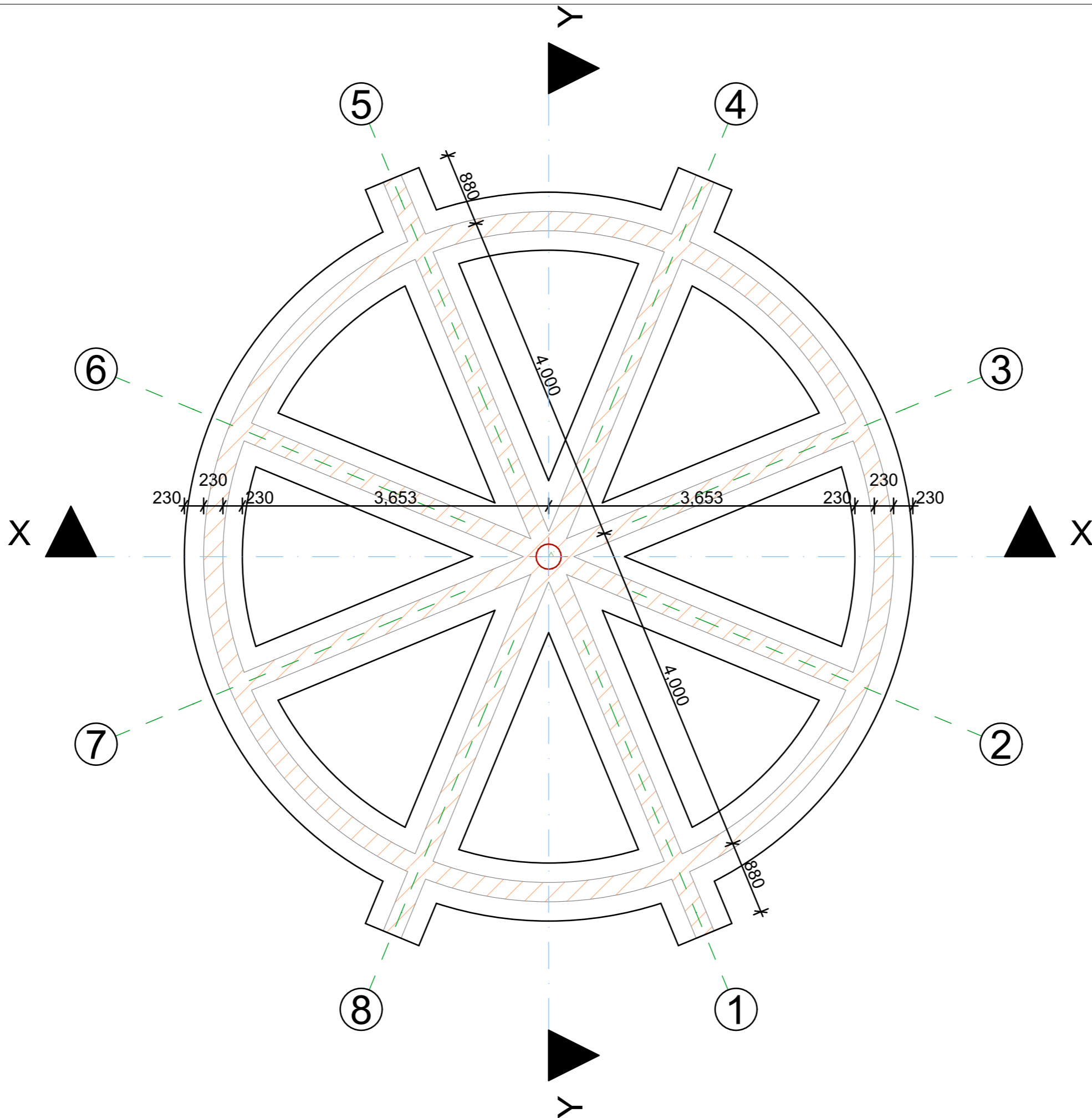
Drawing Name
**GROUND BEAM
 LAYOUT**

Designed and Drawn by
**JEMYCRETE
 BUILDERS**
 0763-965952/0678-226627
 0658-011079/0785-817695

Drawing Scale
1:55.91

Layout ID
A.02

Revision



1. All dimensions are in mm
2. All work to be done in accordance with the Local Authority requirements
3. All dimensions to be verified on site before commencement of any work
4. Any error or omissions are to be brought to Designer immediately

Project Title
RECREATION BUILDING

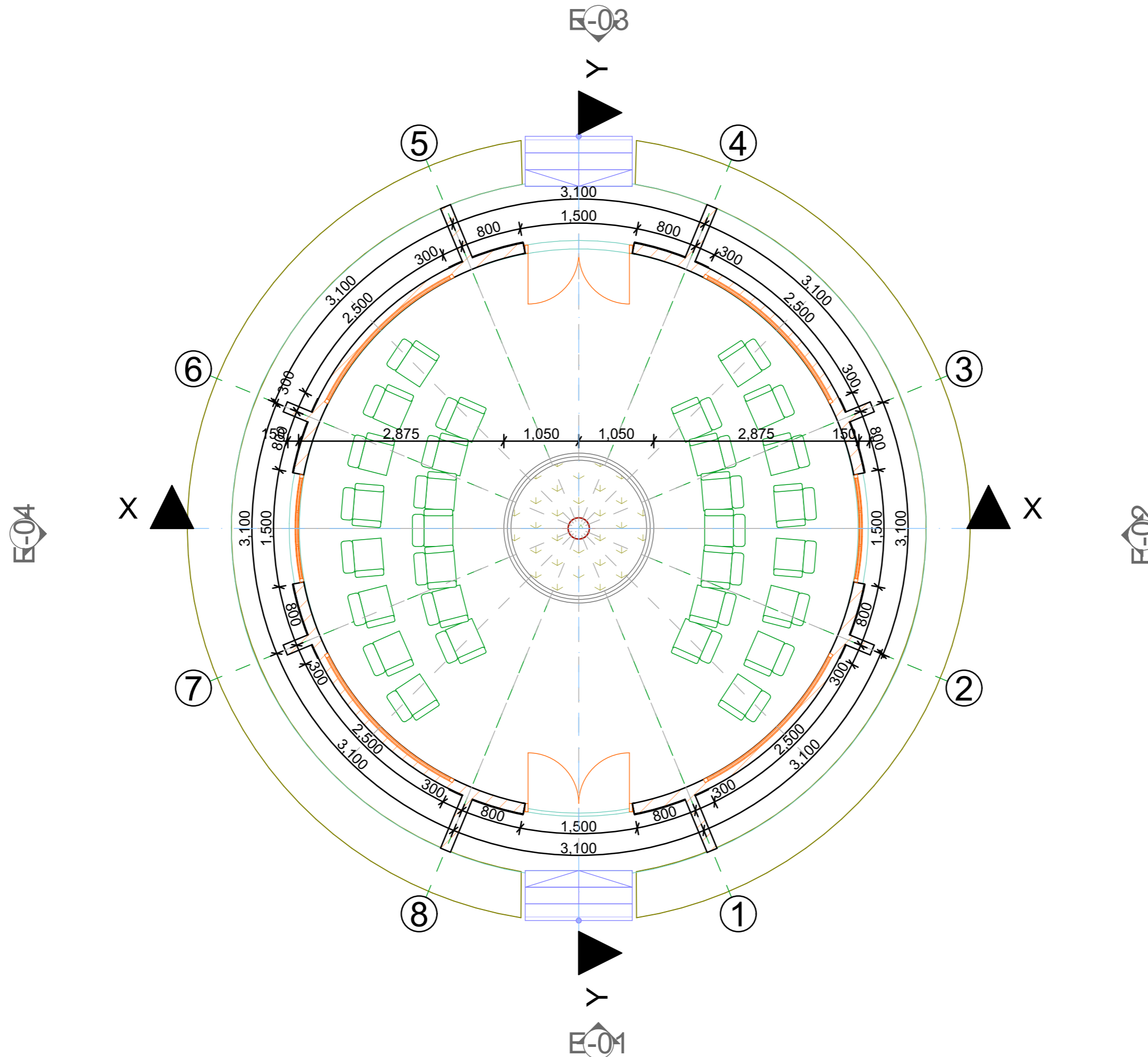
Drawing Name
FOUNDATION LAYOUT

Designed and Drawn by
JEMYCRETE BUILDERS
 0763-965952/0678-226627
 0658-011079/0785-817695

Drawing Scale
1:50

Layout ID
A.03

Revision



1. All dimensions are in mm
2. All work to be done in accordance with the Local Authority requirements
3. All dimensions to be verified on site before commencement of any work
4. Any error or omissions are to be brought to Designer immediately

Project Title
**RECREATION
 BUILDING**

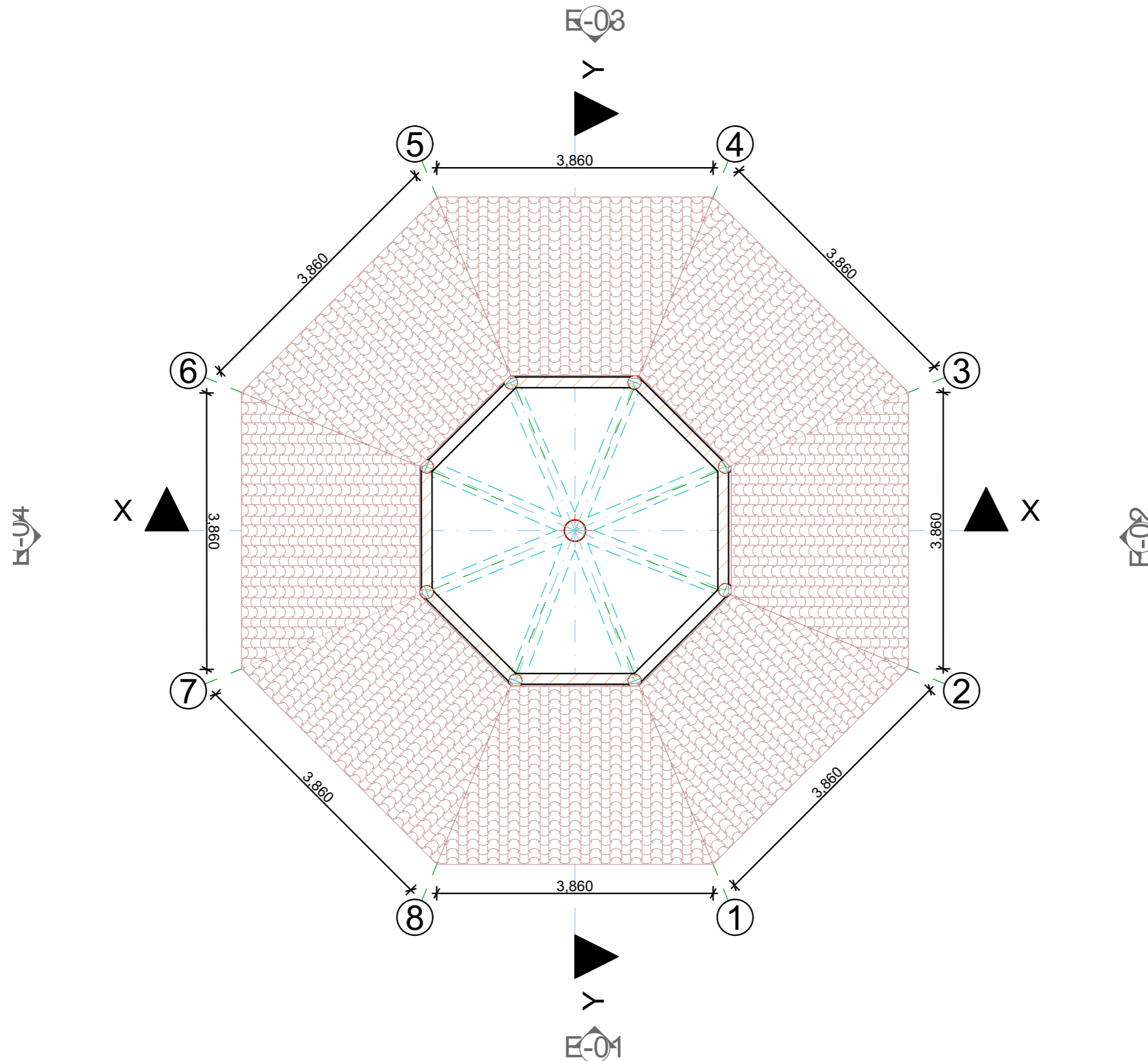
Drawing Name
**GROUND FLOOR
 PLAN**

Designed and Drawn by
**JEMYCRETE
 BUILDERS**
 0763-965952/0678-226627
 0658-011079/0785-817695

Drawing Scale
1:56.20

Layout ID
A.04

Revision



1. All dimensions are in mm
2. All work to be done in accordance with the Local Authority requirements
3. All dimensions to be verified on site before commencement of any work
4. Any error or omissions are to be brought to Designer immediately

Project Title
**RECREATION
 BUILDING**

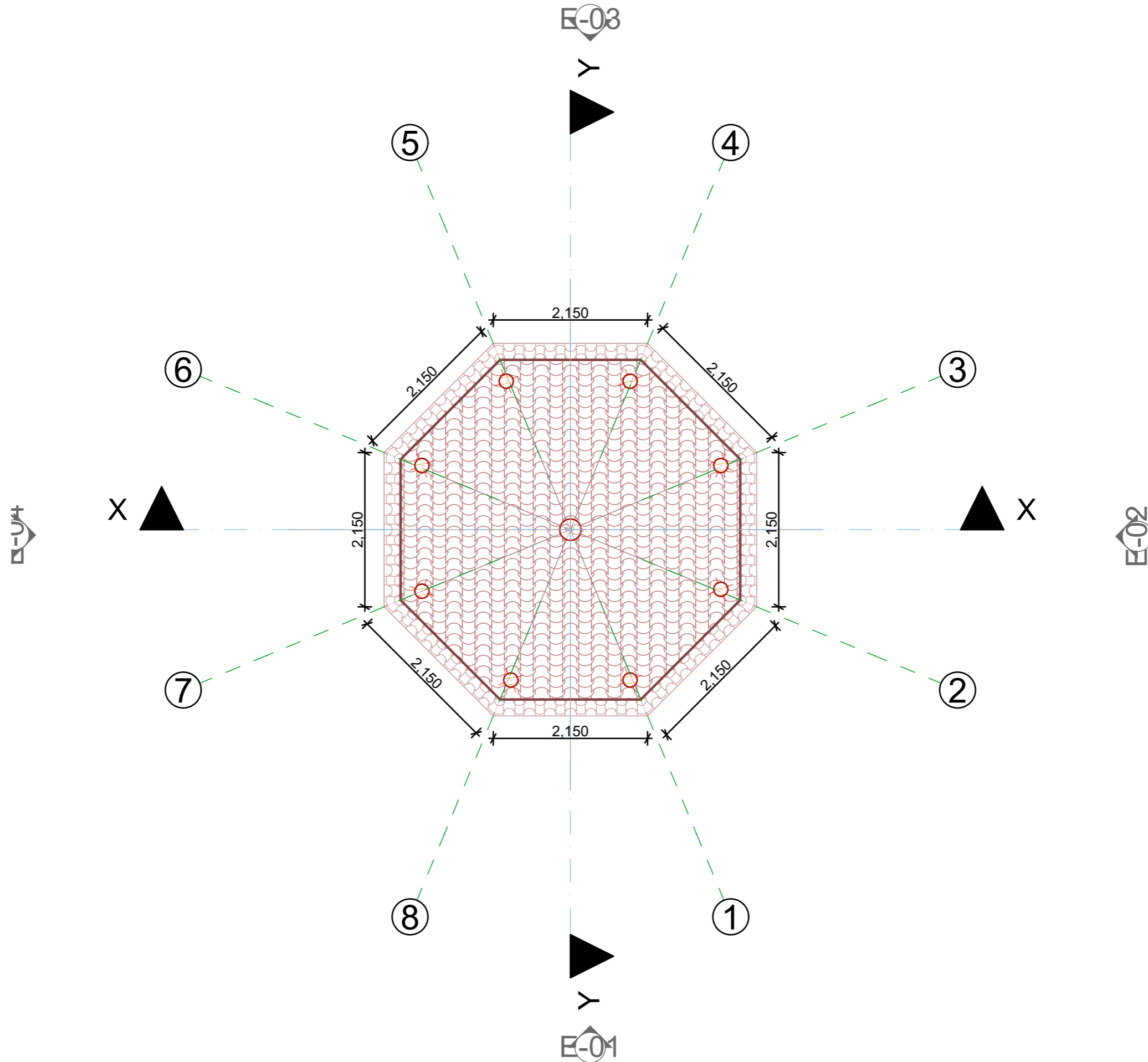
Drawing Name
**ROOF PLAN AT
 3.0M**

Designed and Drawn by
**JEMYCRETE
 BUILDERS**
 0763-965952/0678-226627
 0658-011079/0785-817695

Drawing Scale
1:58.21

Layout ID
A.05

Revision



1. All dimensions are in mm
2. All work to be done in accordance with the Local Authority requirements
3. All dimensions to be verified on site before commencement of any work
4. Any error or omissions are to be brought to Designer immediately

Project Title
**RECREATION
 BUILDING**

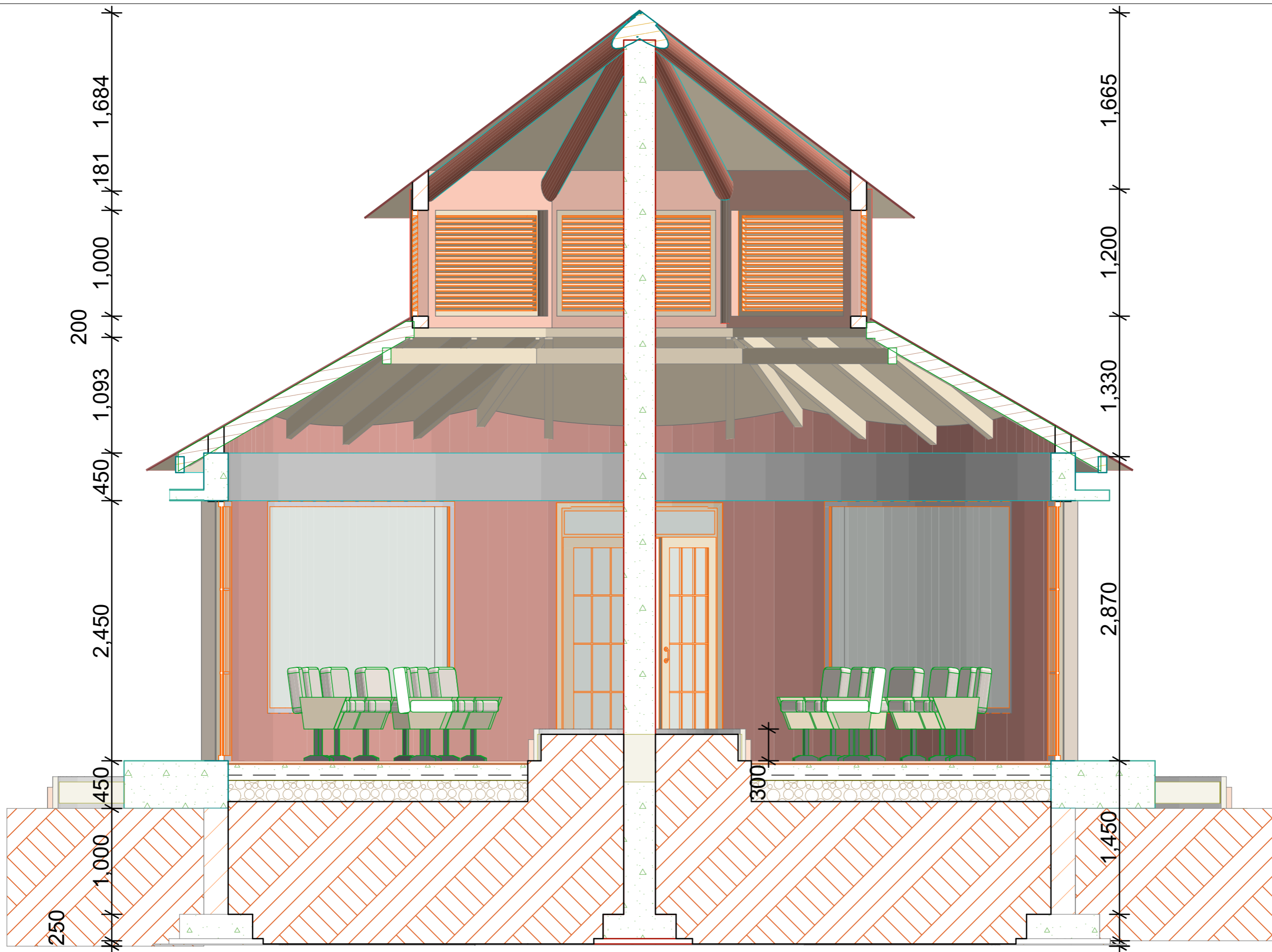
Drawing Name
**ROOF PLAN AT
 5.5M**

Designed and Drawn by
**JEMYCRETE
 BUILDERS**
 0763-965952/0678-226627
 0658-011079/0785-817695

Drawing Scale
1:58.41

Layout ID
A.06

Revision



1. All dimensions are in mm
2. All work to be done in accordance with the Local Authority requirements
3. All dimensions to be verified on site before commencement of any work
4. Any error or omissions are to be brought to Designer immediately

Project Title
RECREATION BUILDING

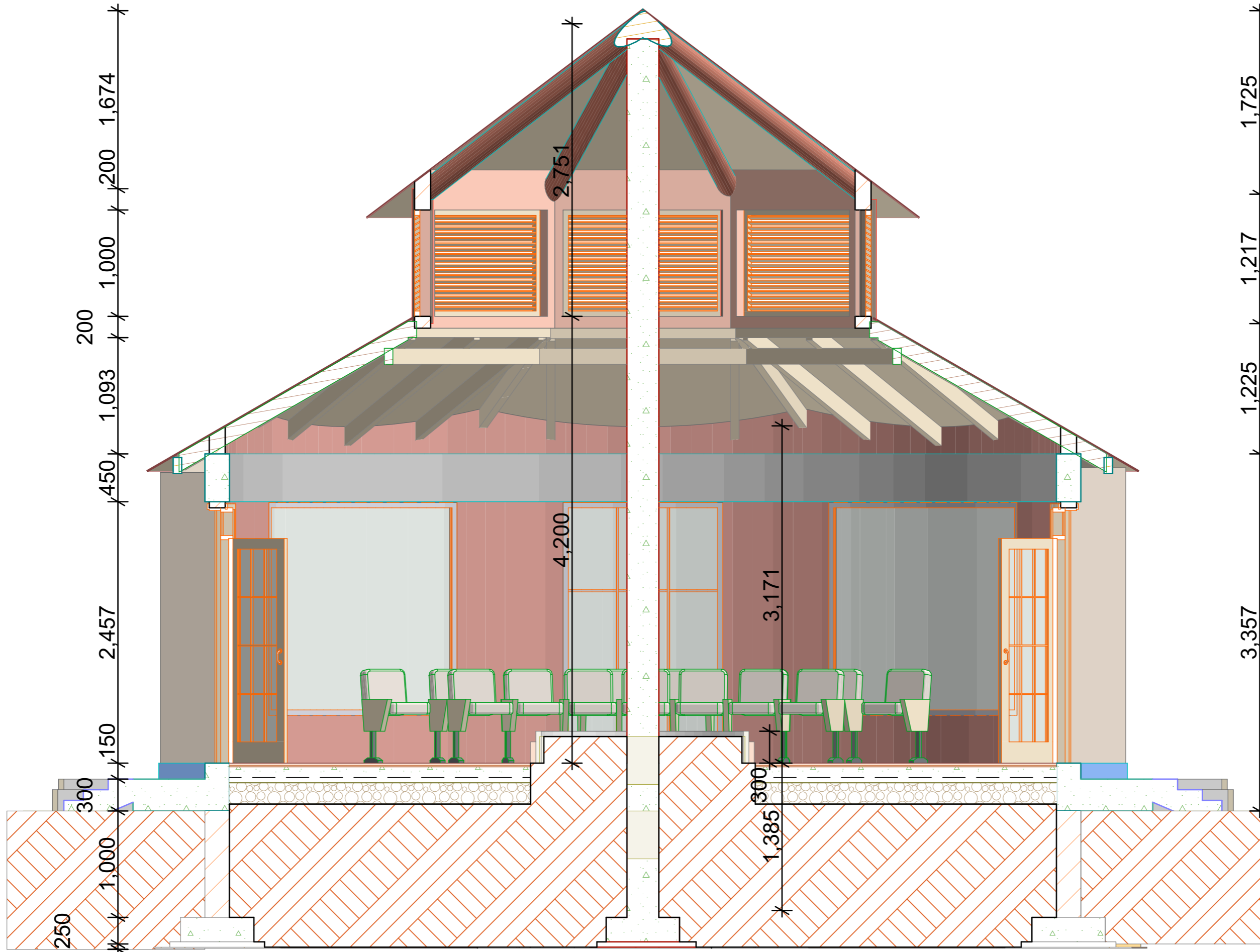
Drawing Name
SECTION X-X

Designed and Drawn by
JEMYCRETE BUILDERS
 0763-965952/0678-226627
 0658-011079/0785-817695

Drawing Scale
1:35

Layout ID
A.07

Revision



1. All dimensions are in mm
2. All work to be done in accordance with the Local Authority requirements
3. All dimensions to be verified on site before commencement of any work
4. Any error or omissions are to be brought to Designer immediately

Project Title
RECREATION BUILDING

Drawing Name
SECTION Y-Y

Designed and Drawn by
JEMYCRETE BUILDERS
 0763-965952/0678-226627
 0658-011079/0785-817695

Scale
1:35.71

Revision



- 1. All dimensions are in mm
- 2. All work to be done in accordance with the Local Authority requirements
- 3. All dimensions to be verified on site before commencement of any work
- 4. Any error or omissions are to be brought to Designer immediately

Project Title
**RECREATION
BUILDING**

Drawing Name
ELEVATION 01

Designed and Drawn by
**JEMYCRETE
BUILDERS**
0763-965952/0678-226627
0658-011079/0785-817695

Drawing Scale
1:35

Layout ID
A.09

Revision



1. All dimensions are in mm
2. All work to be done in accordance with the Local Authority requirements
3. All dimensions to be verified on site before commencement of any work
4. Any error or omissions are to be brought to Designer immediately

Project Title
**RECREATION
BUILDING**

Drawing Name
ELEVATION 02

Designed and Drawn by
**JEMYCRETE
BUILDERS**
0763-965952/0678-226627
0658-011079/0785-817695

Drawing Scale
1:35

Layout ID
A.10

Revision



1. All dimensions are in mm
2. All work to be done in accordance with the Local Authority requirements
3. All dimensions to be verified on site before commencement of any work
4. Any error or omissions are to be brought to Designer immediately

Project Title
**RECREATION
BUILDING**


Drawing Name
ELEVATION 03

Designed and Drawn by
**JEMYCRETE
BUILDERS**
0763-965952/0678-226627
0658-011079/0785-817695

Drawing Scale
1:35

Layout ID
A.11

Revision



1. All dimensions are in mm
2. All work to be done in accordance with the Local Authority requirements
3. All dimensions to be verified on site before commencement of any work
4. Any error or omissions are to be brought to Designer immediately

Project Title
**RECREATION
BUILDING**

Drawing Name
ELEVATION 04

Designed and Drawn by
**JEMYCRETE
BUILDERS**
0763-965952/0678-226627
0658-011079/0785-817695

Drawing Scale
1:33.39

Layout ID
A.12

Revision



1. All dimensions are in mm
2. All work to be done in accordance with the Local Authority requirements
3. All dimensions to be verified on site before commencement of any work
4. Any error or omissions are to be brought to Designer immediately

Project Title
**RECREATION
BUILDING**

Drawing Name
**INTERIOR VIEW
01**

Designed and Drawn by
**JEMYCRETE
BUILDERS**
0763-965952/0678-226627
0658-011079/0785-817695

Drawing Scale
1:7.80

Layout ID
A.13

Revision



1. All dimensions are in mm
2. All work to be done in accordance with the Local Authority requirements
3. All dimensions to be verified on site before commencement of any work
4. Any error or omissions are to be brought to Designer immediately

Project Title
**RECREATION
BUILDING**

Drawing Name
**INTERIOR VIEW
02**

Designed and Drawn by
**JEMYCRETE
BUILDERS**
0763-965952/0678-226627
0658-011079/0785-817695

Drawing Scale
1:7.88

Layout ID
A.14

Revision



1. All dimensions are in mm
2. All work to be done in accordance with the Local Authority requirements
3. All dimensions to be verified on site before commencement of any work
4. Any error or omissions are to be brought to Designer immediately

Project Title
**RECREATION
BUILDING**

Drawing Name
**INTERIOR VIEW
03**

Designed and Drawn by
**JEMYCRETE
BUILDERS**
0763-965952/0678-226627
0658-011079/0785-817695

Drawing Scale
1:7.80

Layout ID
A.15

Revision



1. All dimensions are in mm
2. All work to be done in accordance with the Local Authority requirements
3. All dimensions to be verified on site before commencement of any work
4. Any error or omissions are to be brought to Designer immediately

Project Title
**RECREATION
BUILDING**

Drawing Name
**INTERIOR VIEW
04**

Designed and Drawn by
**JEMYCRETE
BUILDERS**
0763-965952/0678-226627
0658-011079/0785-817695

Drawing Scale
1:7.84

Layout ID
A.16

Revision



1. All dimensions are in mm
2. All work to be done in accordance with the Local Authority requirements
3. All dimensions to be verified on site before commencement of any work
4. Any error or omissions are to be brought to Designer immediately

Project Title
**RECREATION
BUILDING**

Drawing Name
**INTERIOR VIEW
05**

Designed and Drawn by
**JEMYCRETE
BUILDERS**
0763-965952/0678-226627
0658-011079/0785-817695

Drawing Scale
1:7.78

Layout ID
A.17

Revision



1. All dimensions are in mm
2. All work to be done in accordance with the Local Authority requirements
3. All dimensions to be verified on site before commencement of any work
4. Any error or omissions are to be brought to Designer immediately

Project Title
**RECREATION
BUILDING**


Drawing Name
3D VIEW 01

Designed and Drawn by
**JEMYCRETE
BUILDERS**
0763-965952/0678-226627
0658-011079/0785-817695

Drawing Scale
1:7.21

Layout ID
A.18

Revision



1. All dimensions are in mm
2. All work to be done in accordance with the Local Authority requirements
3. All dimensions to be verified on site before commencement of any work
4. Any error or omissions are to be brought to Designer immediately

Project Title
**RECREATION
BUILDING**


Drawing Name
3D VIEW 02

Designed and Drawn by
**JEMYCRETE
BUILDERS**
0763-965952/0678-226627
0658-011079/0785-817695

Drawing Scale
1:7.79

Layout ID
A.19

Revision



1. All dimensions are in mm
2. All work to be done in accordance with the Local Authority requirements
3. All dimensions to be verified on site before commencement of any work
4. Any error or omissions are to be brought to Designer immediately

Project Title
**RECREATION
BUILDING**

Drawing Name
3D VIEW 03

Designed and Drawn by
**JEMYCRETE
BUILDERS**
0763-965952/0678-226627
0658-011079/0785-817695

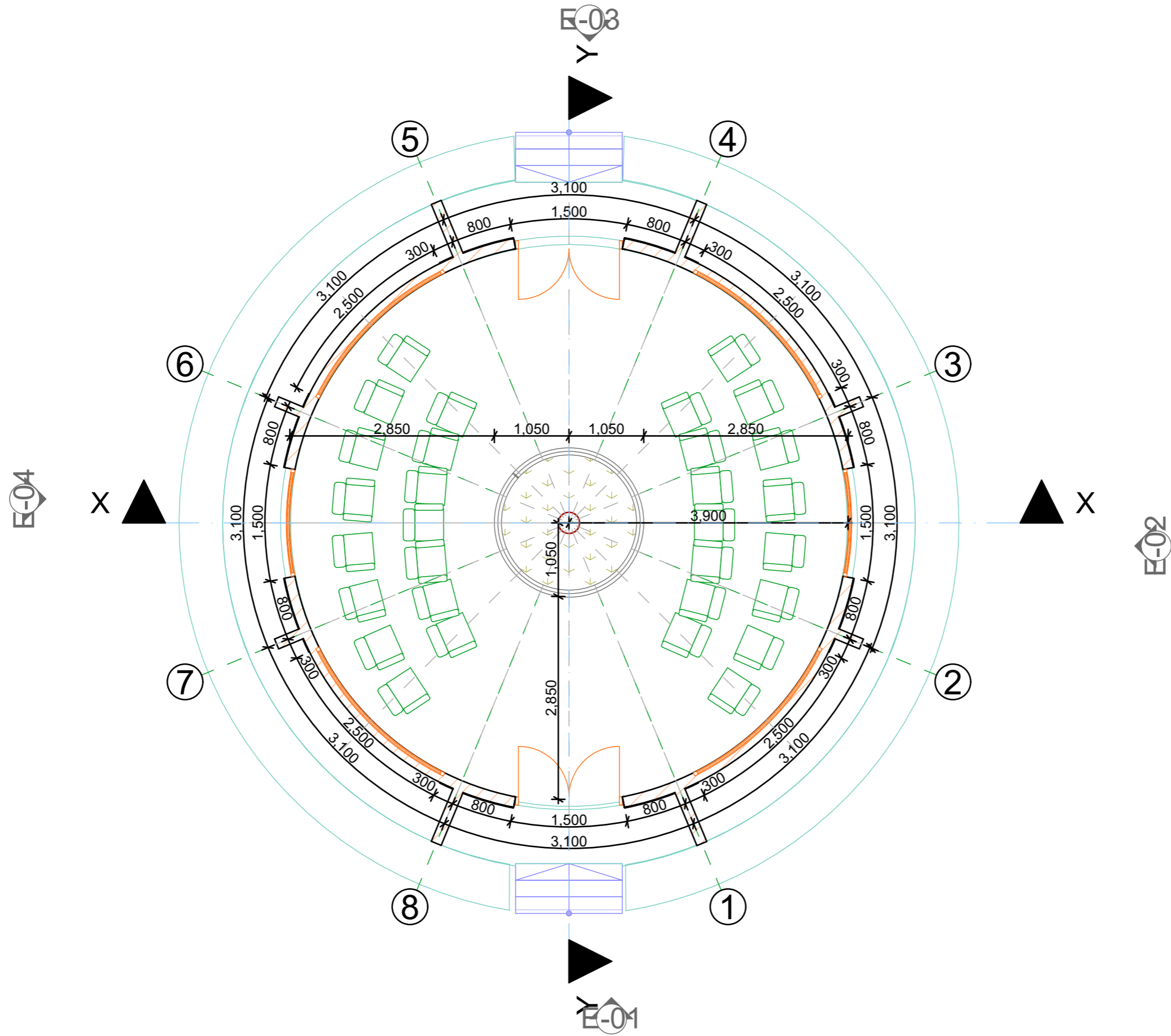
Drawing Scale
1:5.15

Layout ID
A.20

Revision

RECREATION

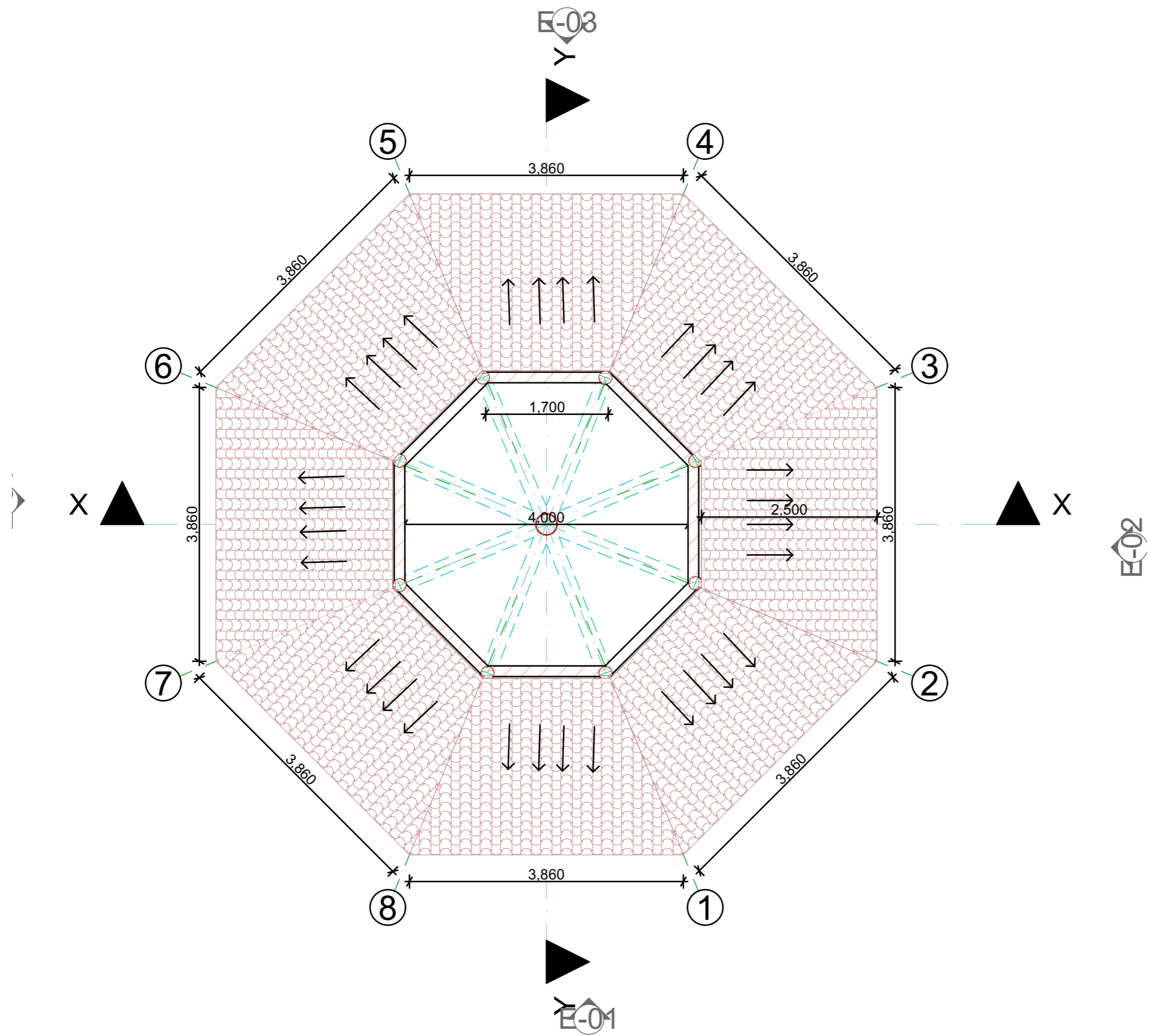




1.

GROUND FLOOR PLAN

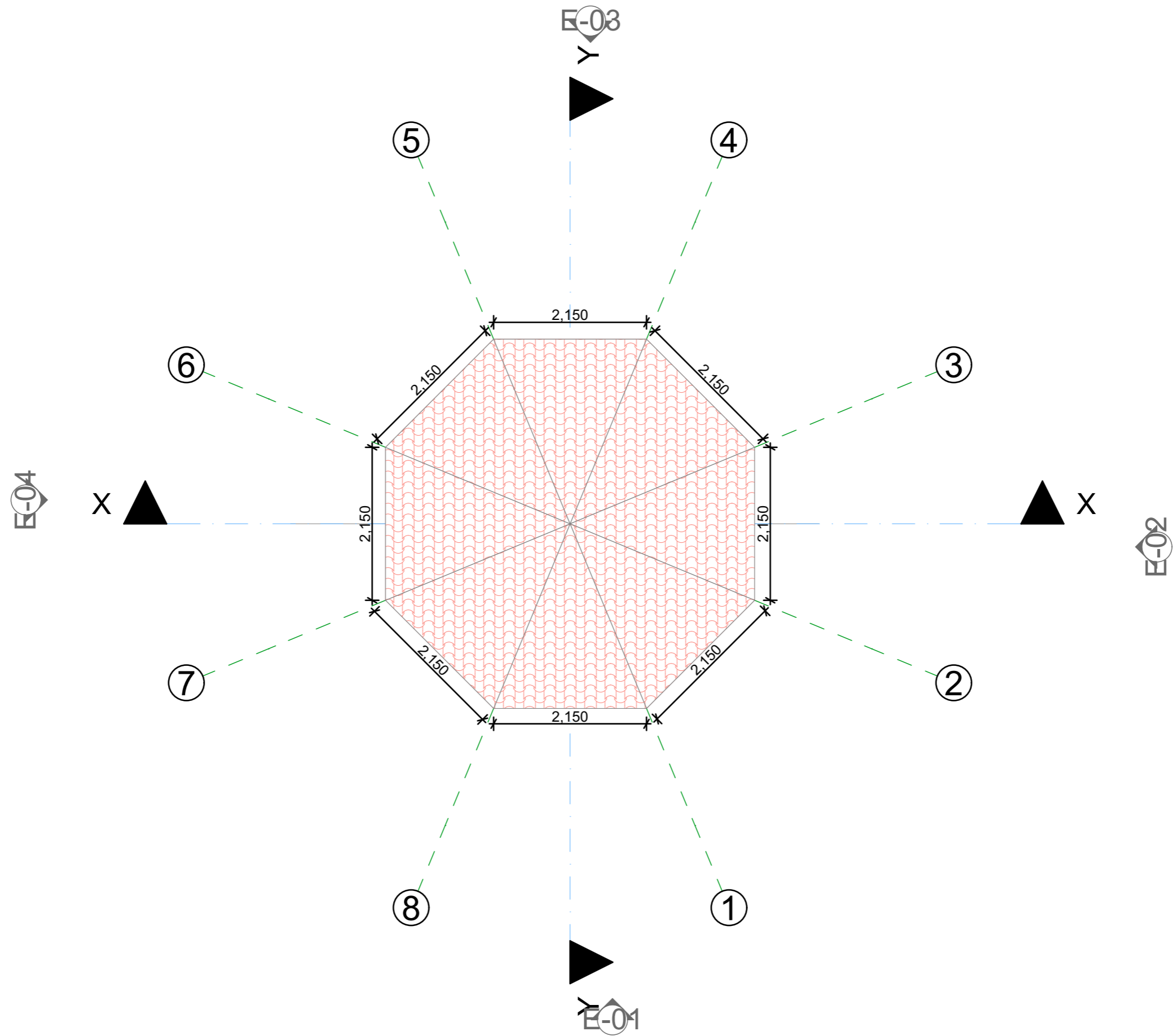
1:60



2.

ROOF PLAN AT 3.0M

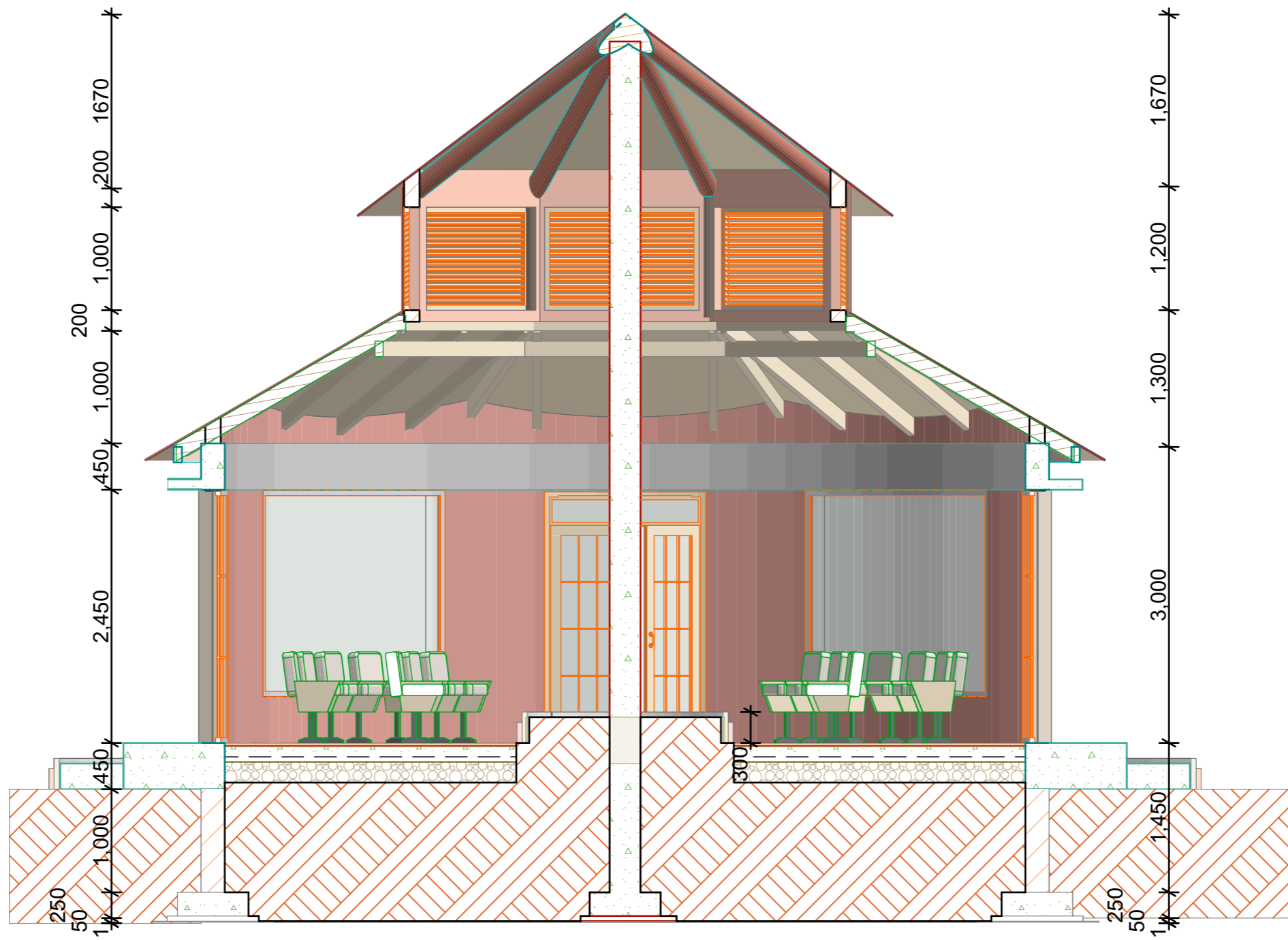
1:60



3.

ROOF PLAN AT 5.5M

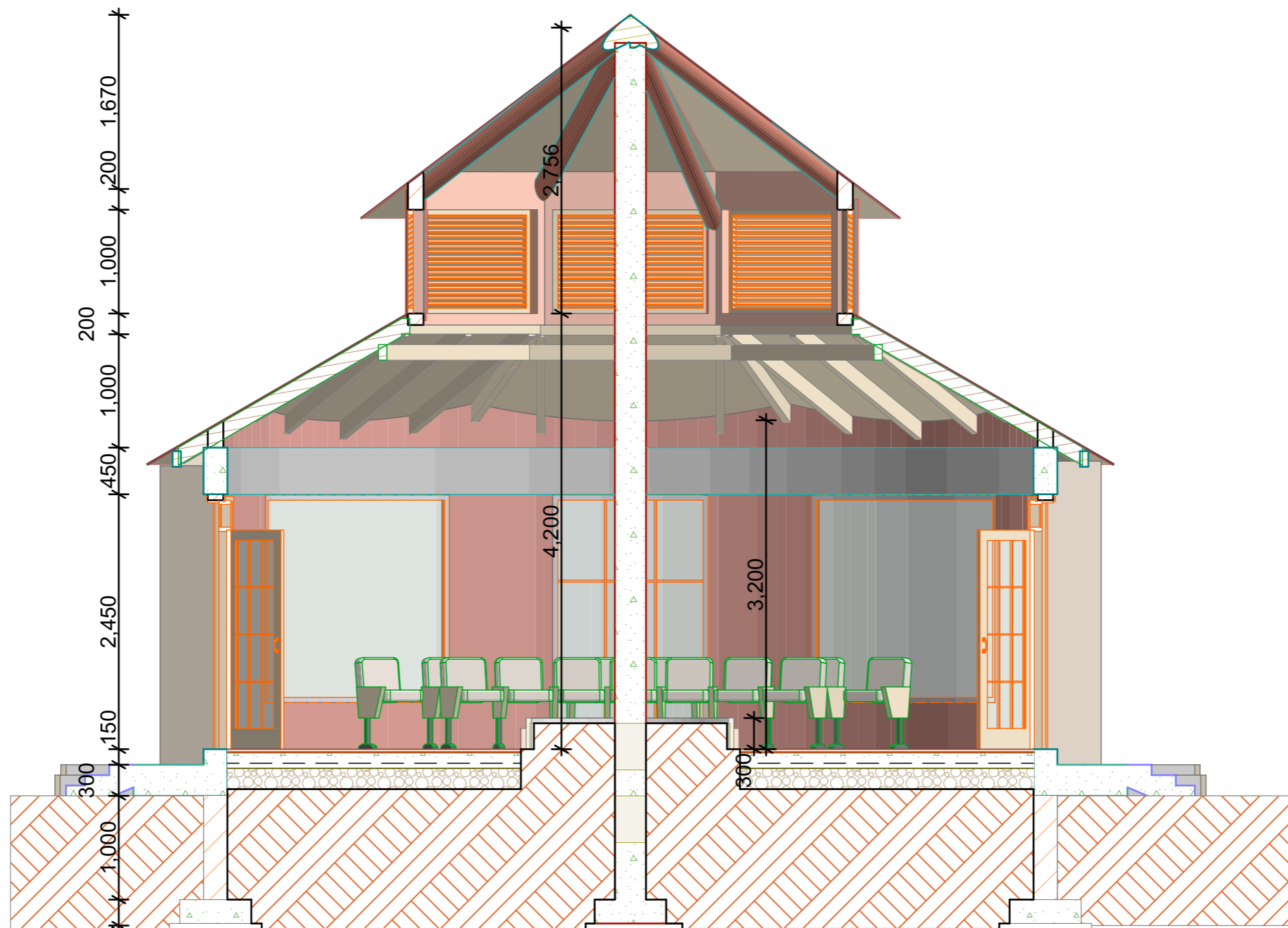
1:60



X

SECTION X-X

1:50



Y

SECTION Y-Y

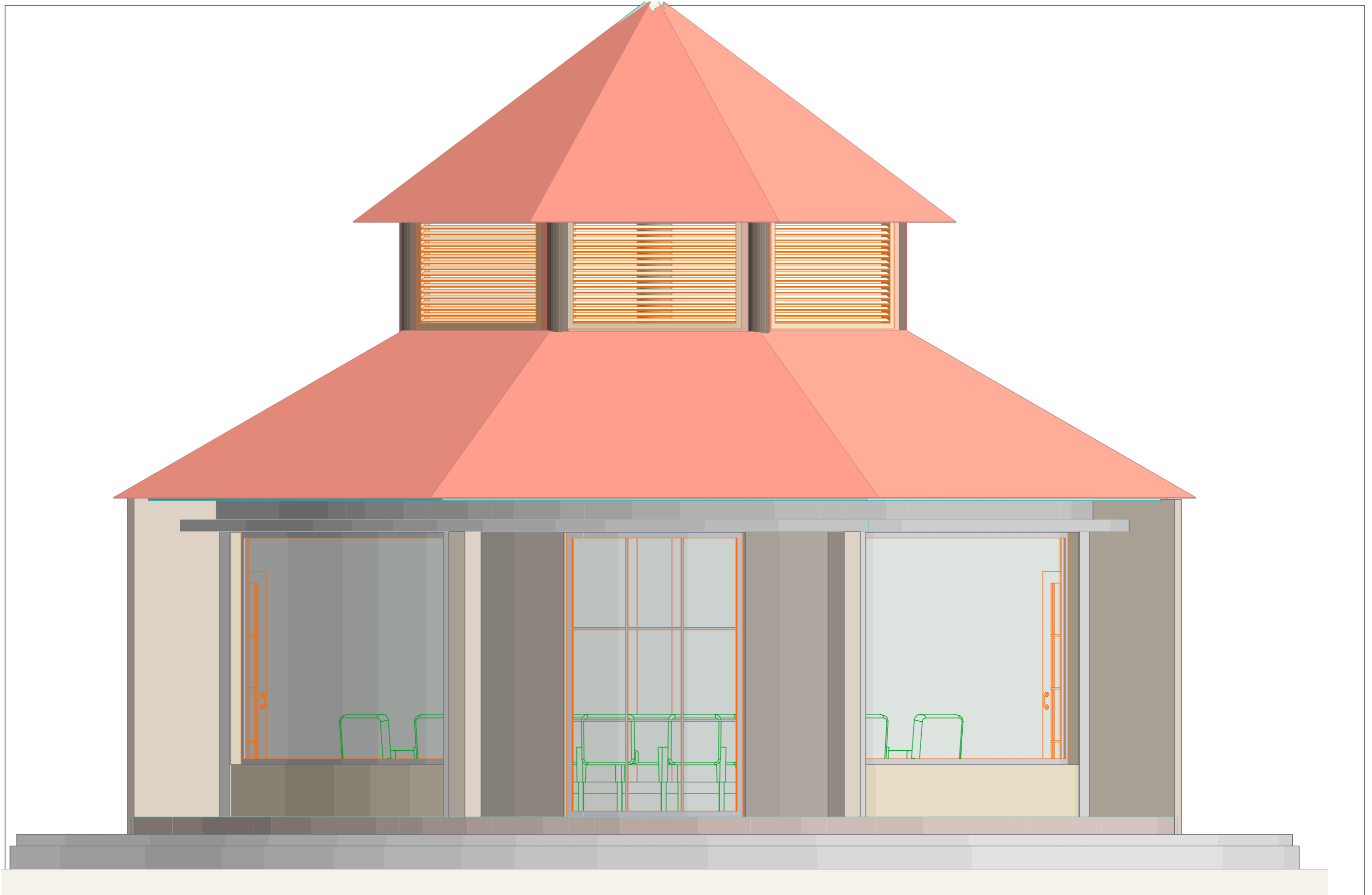
1:50



E-01

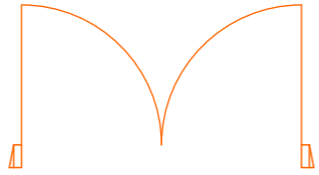






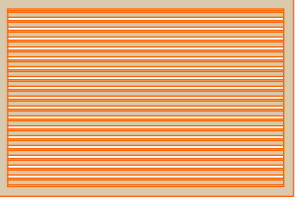
ELEVATION 01 &03

1:30



E-02 ELEVATION 02 & 04 1:30

All Openings Schedule

Element ID	D-01	W-01	W-02	W-04
Opening Name	Double Door with Tr...	Curved Window 24	Curved Window 24	Vertical Multi-Sash ...
Quantity	2	4	2	8
W x H Size	1,500×2,400	2,500×2,000	1,500×2,450	1,500×1,000
2D Symbol				
3D Back View				





1. All dimensions are in mm
2. All work to be done in accordance with the Local Authority requirements
3. All dimensions to be verified on site before commencement of any work
4. Any error or omissions are to be brought to Designer immediately

Project Title
RECEPTION

Drawing Name
FRONT SHEET

Designed and Drawn by
JEMYCRETE BUILDERS
0763-965952/0678-226627
0658-011079/0785-817695

Drawing Scale
1:6.29

Layout ID
A.01

Revision

PROPOSED RECEPTION BUILDING

Layout ID	Layout Name	Revision	Issued	Published	Remark
	TABLE OF CONTENT		<input type="checkbox"/>	<input type="checkbox"/>	
A.01	FRONT SHEET		<input type="checkbox"/>	<input type="checkbox"/>	
A.02	GROUND BEAM LAYOUT		<input type="checkbox"/>	<input type="checkbox"/>	
A.03	FOUNDATION LAYOUT		<input type="checkbox"/>	<input type="checkbox"/>	
A.04	GROUND FLOOR PLAN		<input type="checkbox"/>	<input type="checkbox"/>	
A.05	ROOF PLAN		<input type="checkbox"/>	<input type="checkbox"/>	
A.06	SECTION A-A		<input type="checkbox"/>	<input type="checkbox"/>	
A.07	SECTION B-B		<input type="checkbox"/>	<input type="checkbox"/>	
A.08	SECTION C-C		<input type="checkbox"/>	<input type="checkbox"/>	
A.09	ELEVATION 01		<input type="checkbox"/>	<input type="checkbox"/>	
A.10	ELEVATION 02		<input type="checkbox"/>	<input type="checkbox"/>	
A.11	ELEVATION 03		<input type="checkbox"/>	<input type="checkbox"/>	
A.12	ELEVATION 04		<input type="checkbox"/>	<input type="checkbox"/>	
A.13	DOOR SCHEDULE		<input type="checkbox"/>	<input type="checkbox"/>	
A.14	WINDOWS SCHEDULE		<input type="checkbox"/>	<input type="checkbox"/>	
A.15	OPENINGS SCHEDULE		<input type="checkbox"/>	<input type="checkbox"/>	
A.16	INTERIOR VIEW 01		<input type="checkbox"/>	<input type="checkbox"/>	
A.17	INTERIOR VIEW 02		<input type="checkbox"/>	<input type="checkbox"/>	
A.18	INTERIOR VIEW 03		<input type="checkbox"/>	<input type="checkbox"/>	
A.19	INTERIOR VIEW 04		<input type="checkbox"/>	<input type="checkbox"/>	
A.20	INTERIOR VIEW 05		<input type="checkbox"/>	<input type="checkbox"/>	
A.21	3D VIEW 01		<input type="checkbox"/>	<input type="checkbox"/>	
A.22	3D VIEW 02		<input type="checkbox"/>	<input type="checkbox"/>	
A.23	3D VIEW 03		<input type="checkbox"/>	<input type="checkbox"/>	
A.24	3D VIEW 04		<input type="checkbox"/>	<input type="checkbox"/>	

- 1. All dimensions are in mm
- 2. All work to be done in accordance with the Local Authority requirements
- 3. All dimensions to be verified on site before commencement of any work
- 4. Any error or omissions are to be brought to Designer immediately

Project Title
RECEPTION

Drawing Name
TABLE OF CONTENT

Designed and Drawn by
JEMYCRETE BUILDERS
0763-965952/0678-226627
0658-011079/0785-817695

Drawing Scale
1:0.56

Layout ID

Revision

1. All dimensions are in mm
2. All work to be done in accordance with the Local Authority requirements
3. All dimensions to be verified on site before commencement of any work
4. Any error or omissions are to be brought to Designer immediately

Project Title
RECEPTION

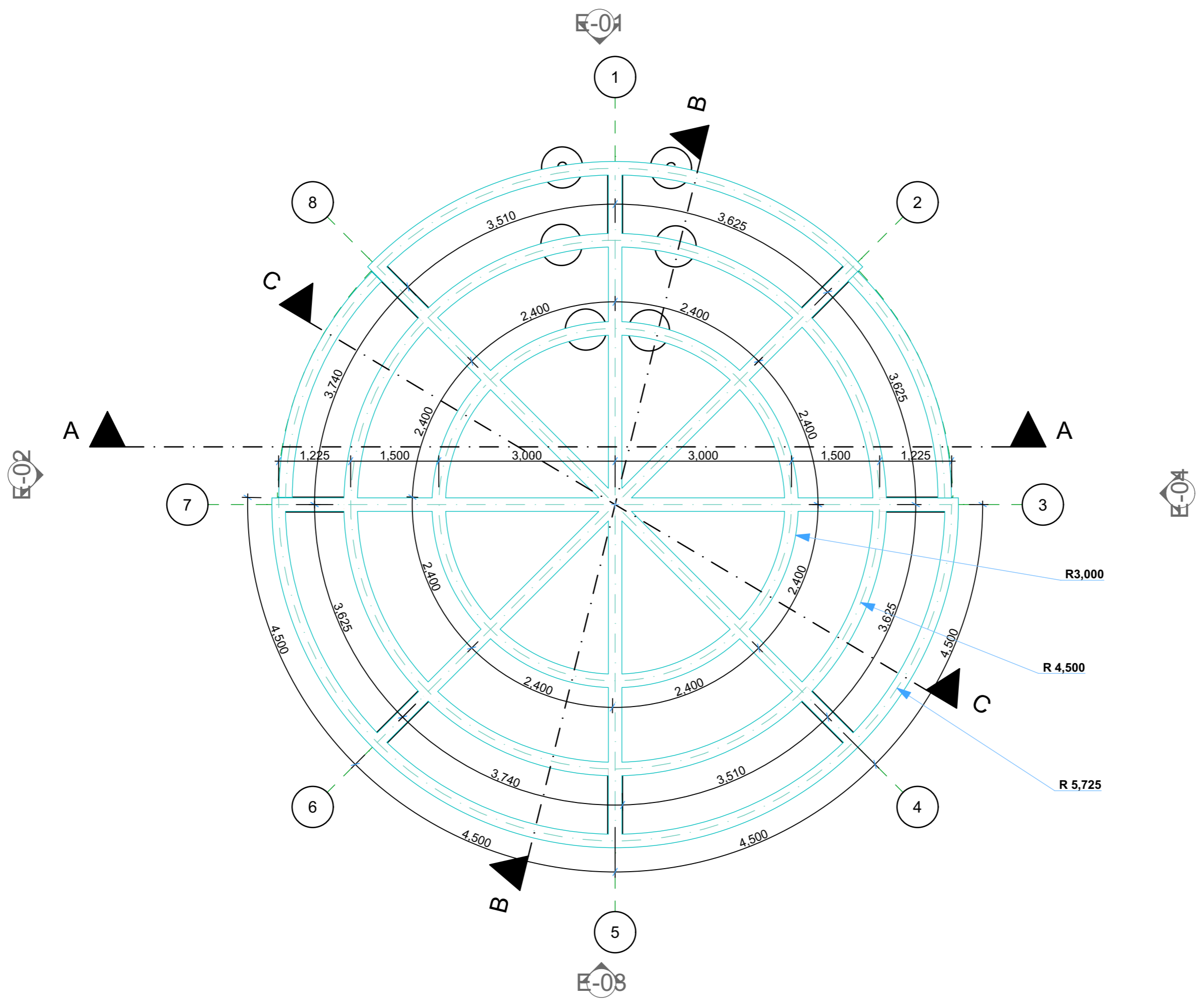
Drawing Name
GROUND BEAM LAYOUT

Designed and Drawn by
JEMYCRETE BUILDERS
0763-965952/0678-226627
0658-011079/0785-817695

Drawing Scale
1:65

Layout ID
A.02

Revision



1. All dimensions are in mm
2. All work to be done in accordance with the Local Authority requirements
3. All dimensions to be verified on site before commencement of any work
4. Any error or omissions are to be brought to Designer immediately

Project Title
RECEPTION

Drawing Name
FOUNDATION LAYOUT

Designed and Drawn by
JEMYCRETE BUILDERS
0763-965952/0678-226627
0658-011079/0785-817695

Drawing Scale
1:65

Layout ID
A.03

Revision



1. All dimensions are in mm
2. All work to be done in accordance with the Local Authority requirements
3. All dimensions to be verified on site before commencement of any work
4. Any error or omissions are to be brought to Designer immediately

Project Title
RECEPTION

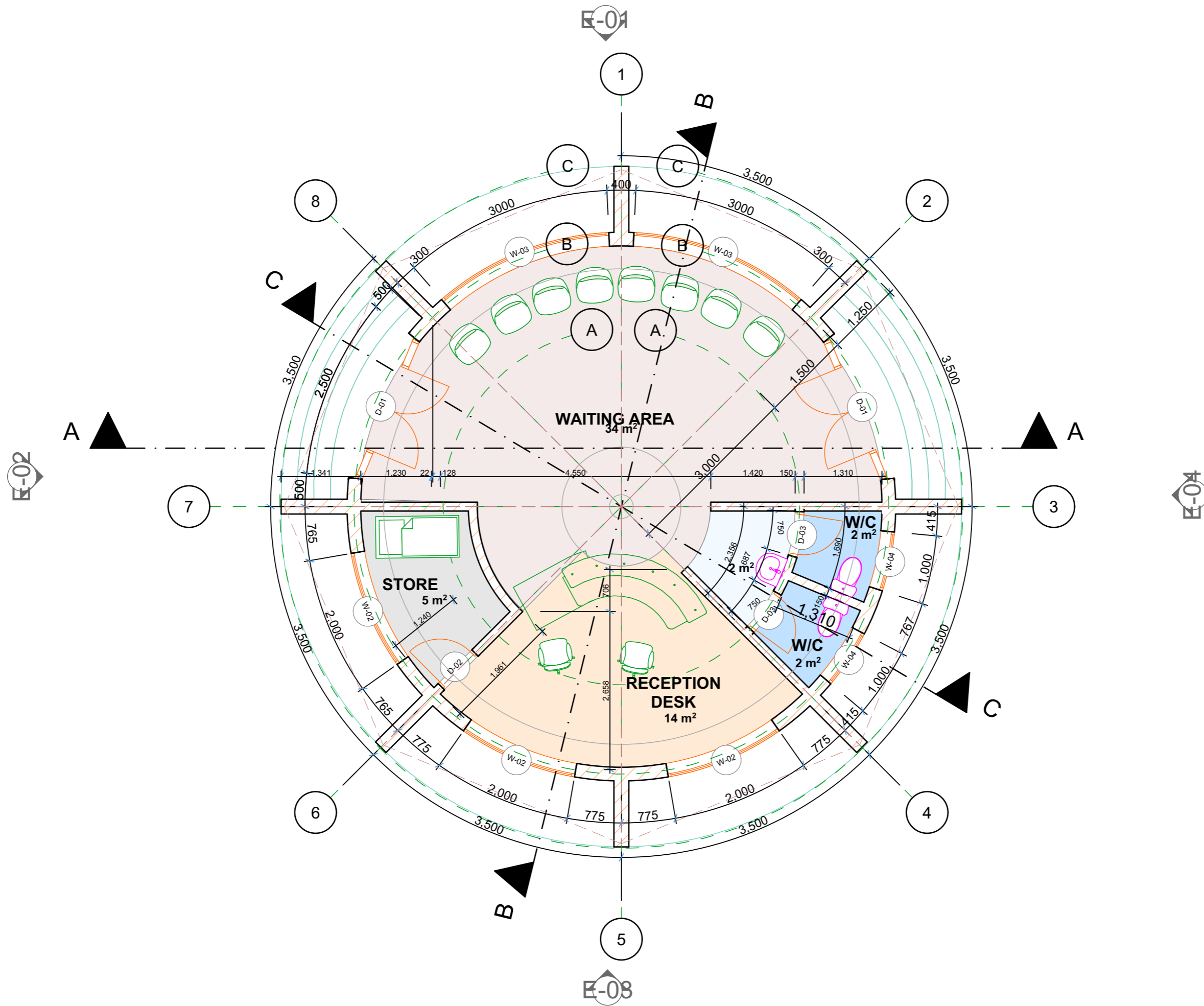
Drawing Name
GROUND FLOOR PLAN

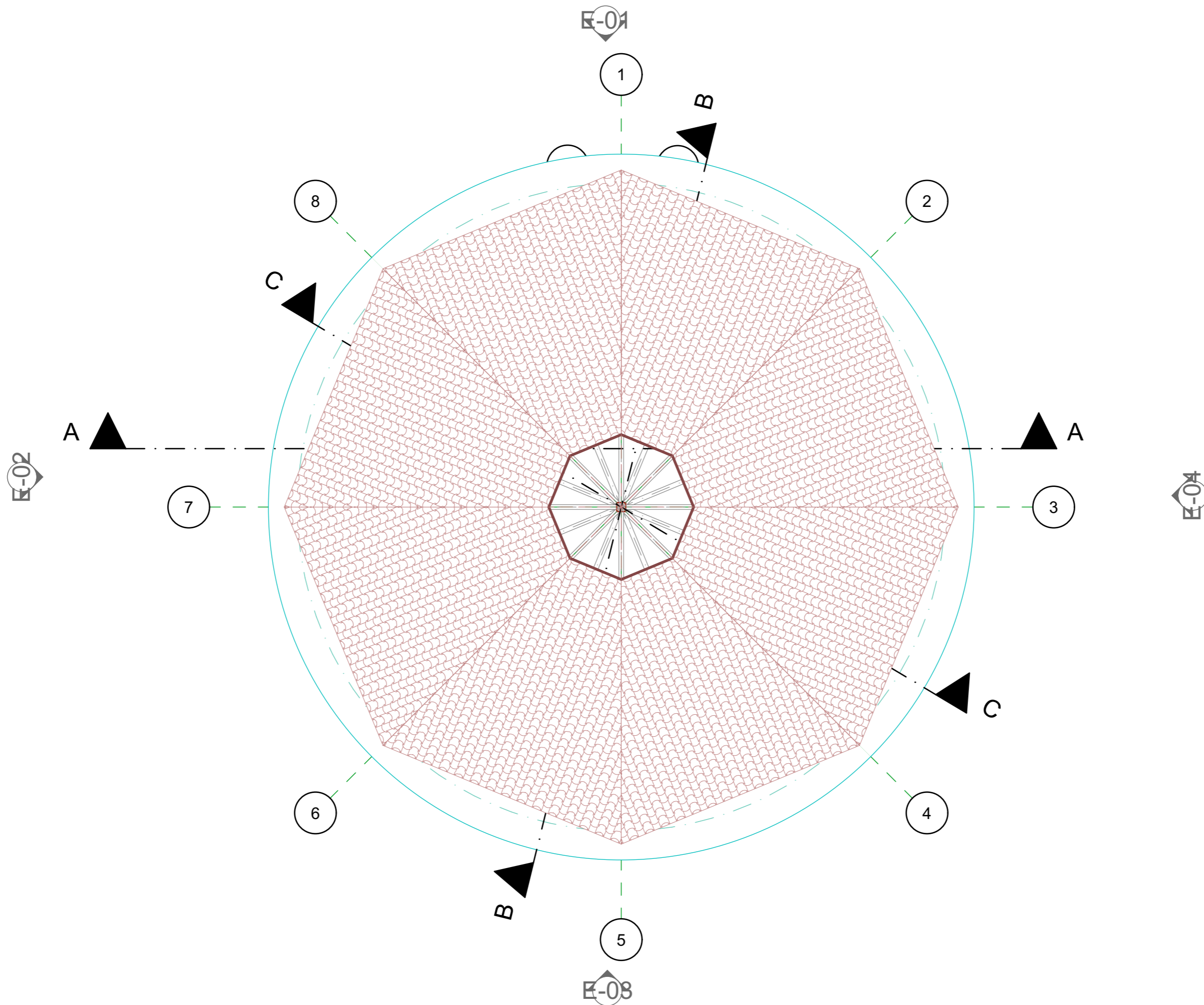
Designed and Drawn by
JEMYCRETE BUILDERS
0763-965952/0678-226627
0658-011079/0785-817695

Drawing Scale
1:65

Layout ID
A.04

Revision





1. All dimensions are in mm
2. All work to be done in accordance with the Local Authority requirements
3. All dimensions to be verified on site before commencement of any work
4. Any error or omissions are to be brought to Designer immediately

Project Title
RECEPTION

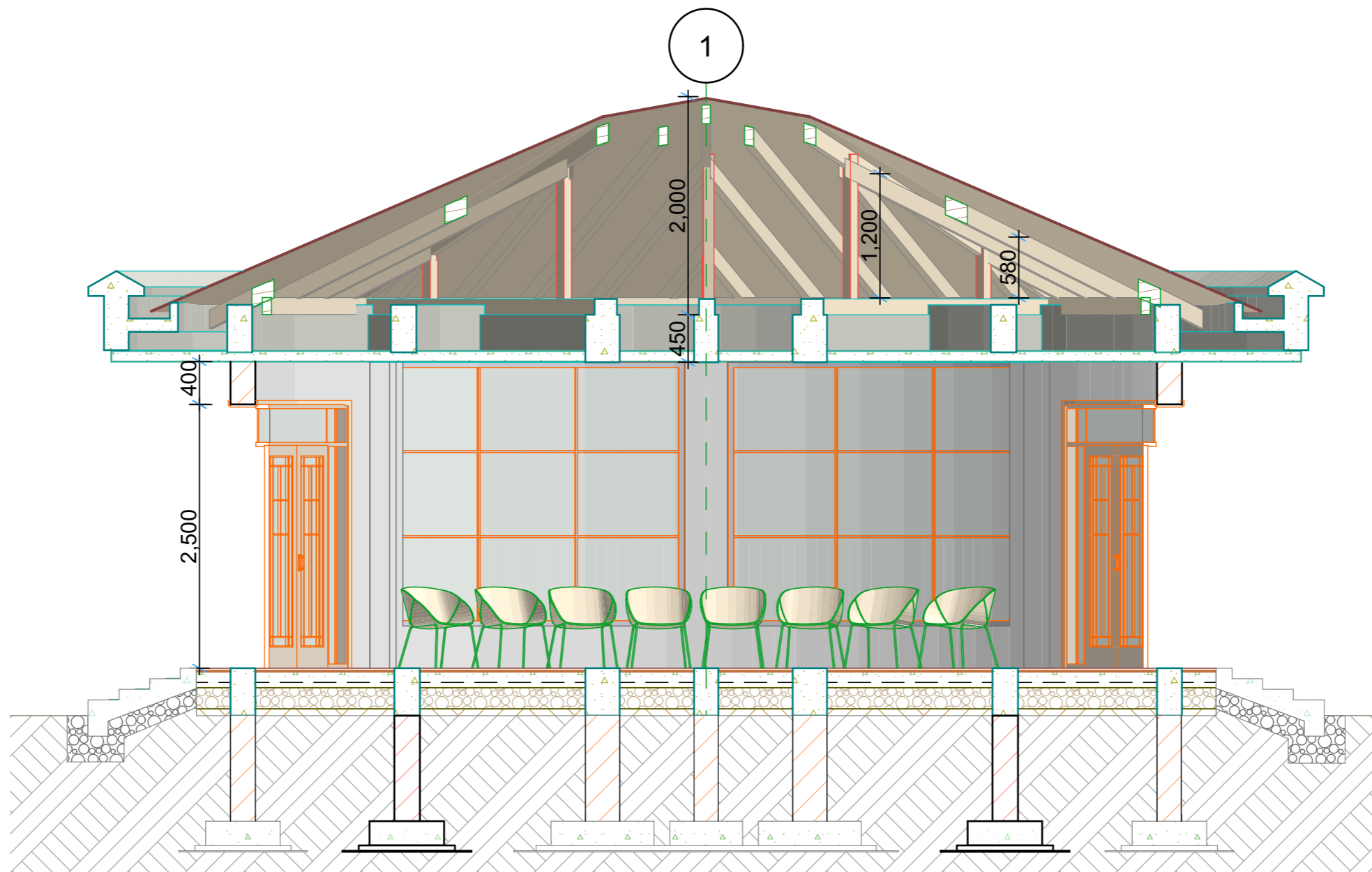
Drawing Name
ROOF PLAN

Designed and Drawn by
JEMYCRETE BUILDERS
0763-965952/0678-226627
0658-011079/0785-817695

Drawing Scale
1:65

Layout ID
A.05

Revision



1. All dimensions are in mm
2. All work to be done in accordance with the Local Authority requirements
3. All dimensions to be verified on site before commencement of any work
4. Any error or omissions are to be brought to Designer immediately

Project Title
RECEPTION

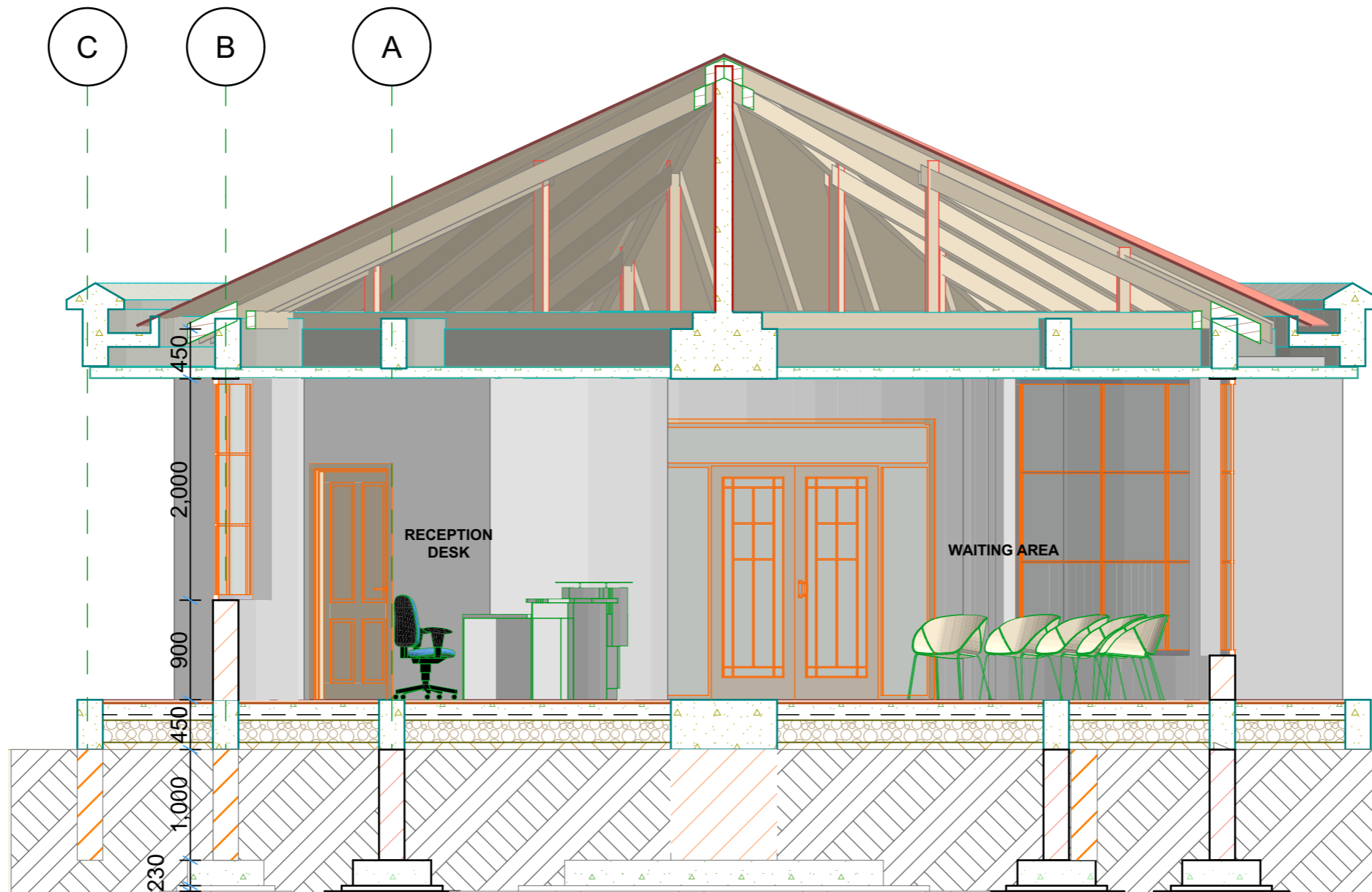
Drawing Name
SECTION A-A

Designed and Drawn by
JEMYCRETE BUILDERS
0763-965952/0678-226627
0658-011079/0785-817695

Drawing Scale
1:50

Layout ID
A.06

Revision



1. All dimensions are in mm
2. All work to be done in accordance with the Local Authority requirements
3. All dimensions to be verified on site before commencement of any work
4. Any error or omissions are to be brought to Designer immediately

Project Title
RECEPTION

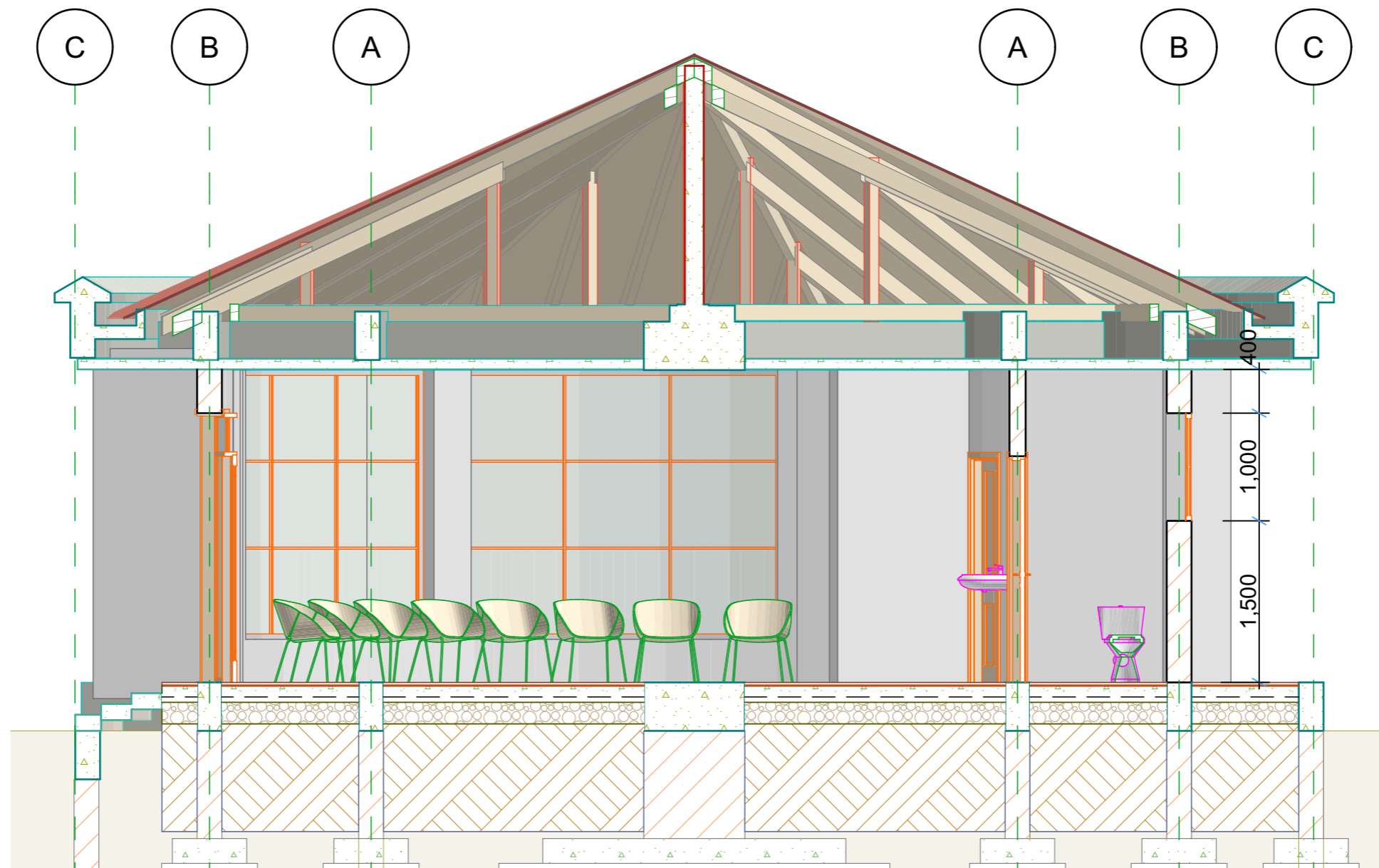
Drawing Name
SECTION B-B

Designed and Drawn by
JEMYCRETE BUILDERS
0763-965952/0678-226627
0658-011079/0785-817695

Drawing Scale
1:50

Layout ID
A.07

Revision



1. All dimensions are in mm
2. All work to be done in accordance with the Local Authority requirements
3. All dimensions to be verified on site before commencement of any work
4. Any error or omissions are to be brought to Designer immediately

Project Title
RECEPTION

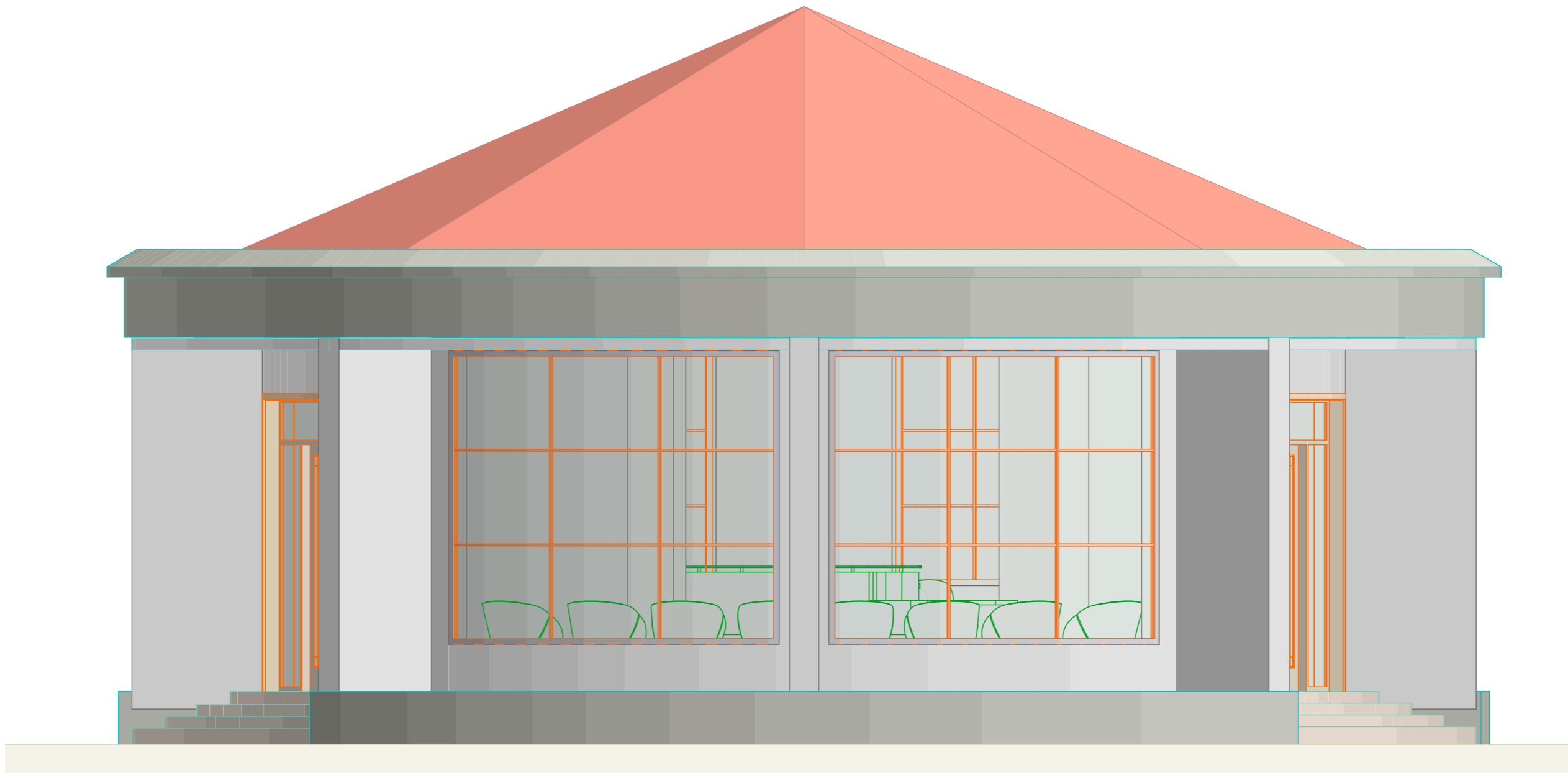
Drawing Name
SECTION C-C

Designed and Drawn by
JEMYCRETE BUILDERS
0763-965952/0678-226627
0658-011079/0785-817695

Drawing Scale
1:50

Layout ID
A.08

Revision



1. All dimensions are in mm
2. All work to be done in accordance with the Local Authority requirements
3. All dimensions to be verified on site before commencement of any work
4. Any error or omissions are to be brought to Designer immediately

Project Title
RECEPTION

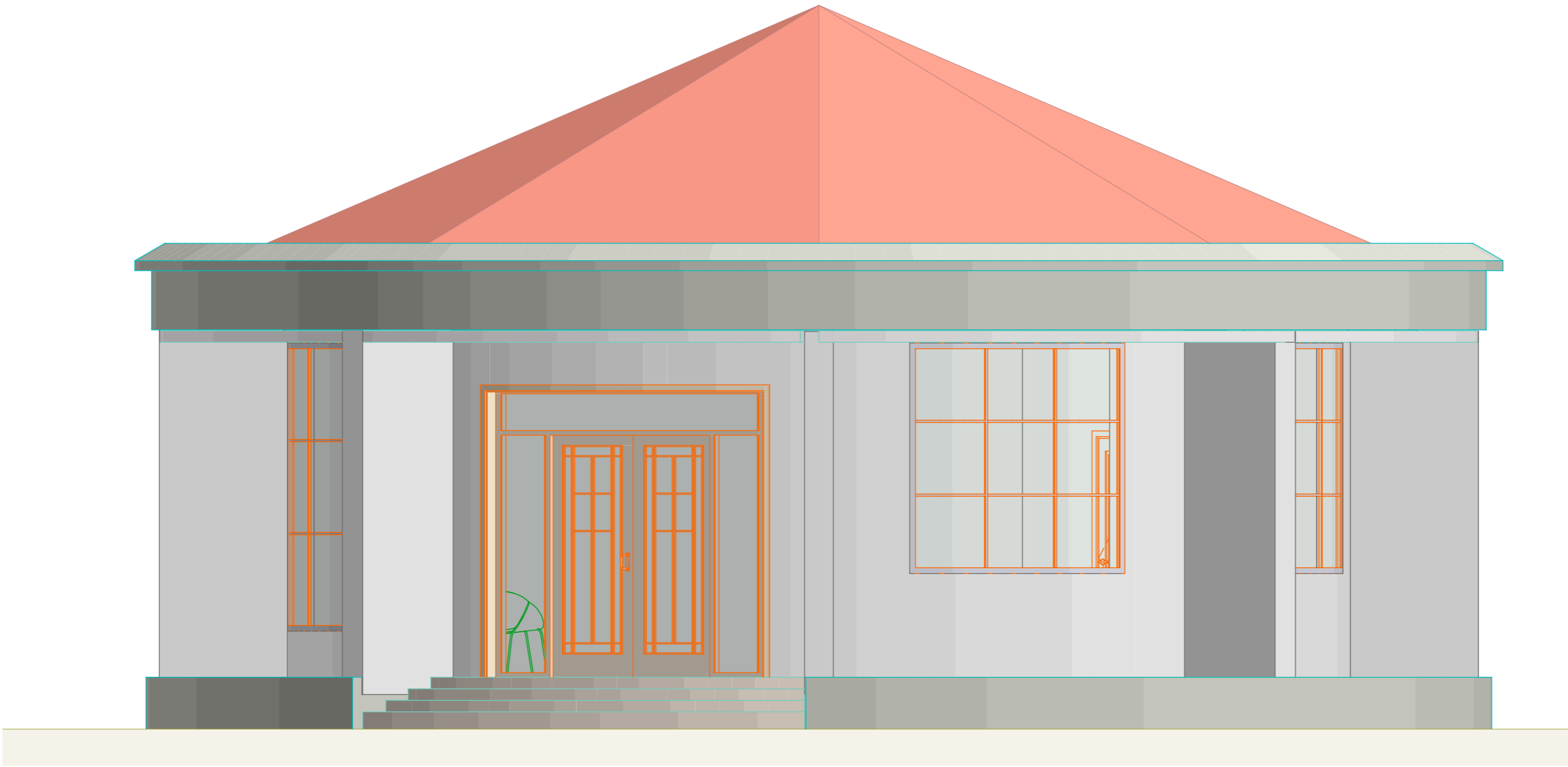
Drawing Name
ELEVATION 01

Designed and Drawn by
JEMYCRETE BUILDERS
0763-965952/0678-226627
0658-011079/0785-817695

Drawing Scale
1:40

Layout ID
A.09

Revision



- 1. All dimensions are in mm
- 2. All work to be done in accordance with the Local Authority requirements
- 3. All dimensions to be verified on site before commencement of any work
- 4. Any error or omissions are to be brought to Designer immediately

Project Title
RECEPTION

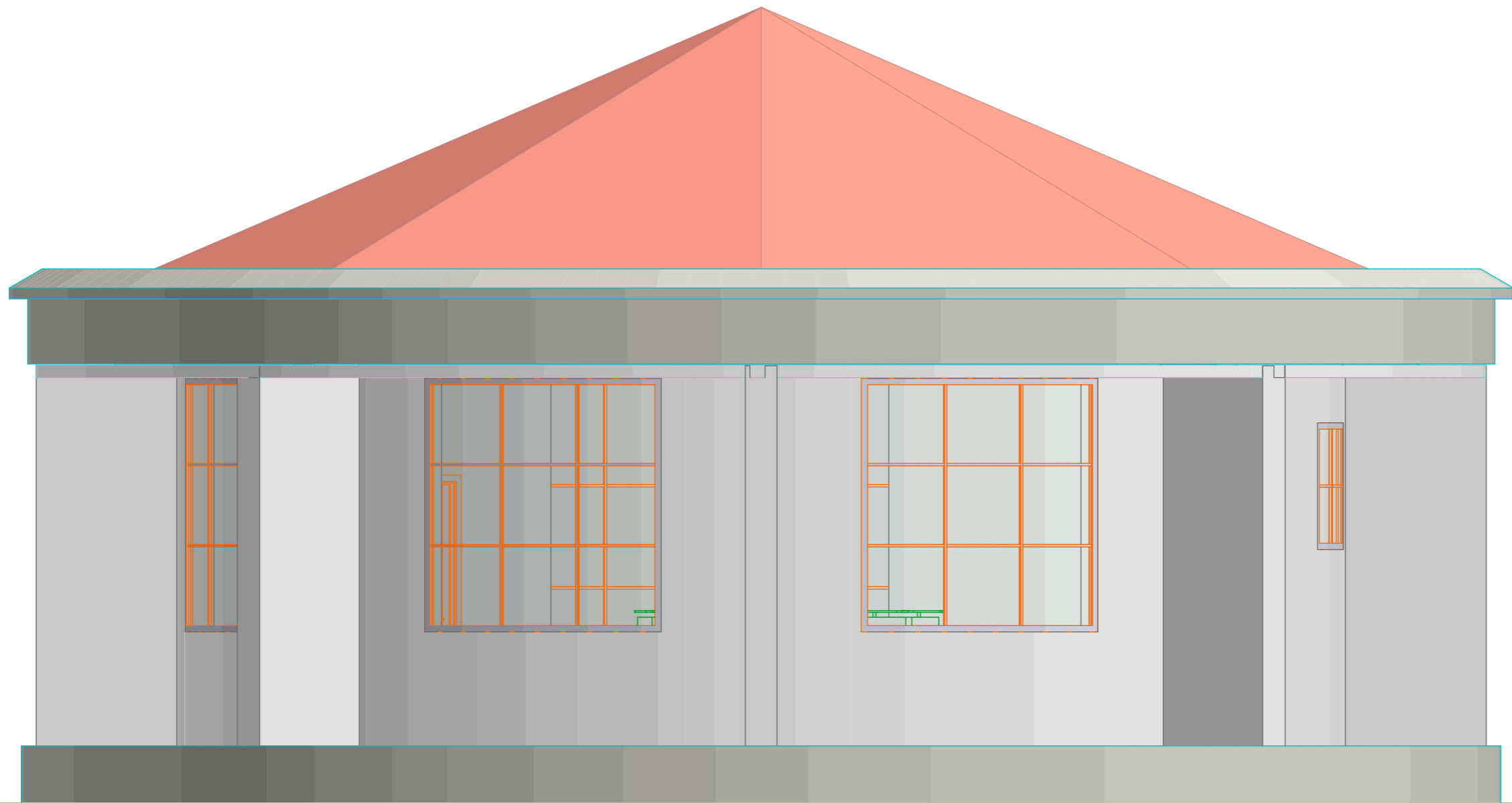
Drawing Name
ELEVATION 02

Designed and Drawn by
JEMYCRETE BUILDERS
0763-965952/0678-226627
0658-011079/0785-817695

Drawing Scale
1:40

Layout ID
A.10

Revision



1. All dimensions are in mm
2. All work to be done in accordance with the Local Authority requirements
3. All dimensions to be verified on site before commencement of any work
4. Any error or omissions are to be brought to Designer immediately

Project Title
RECEPTION

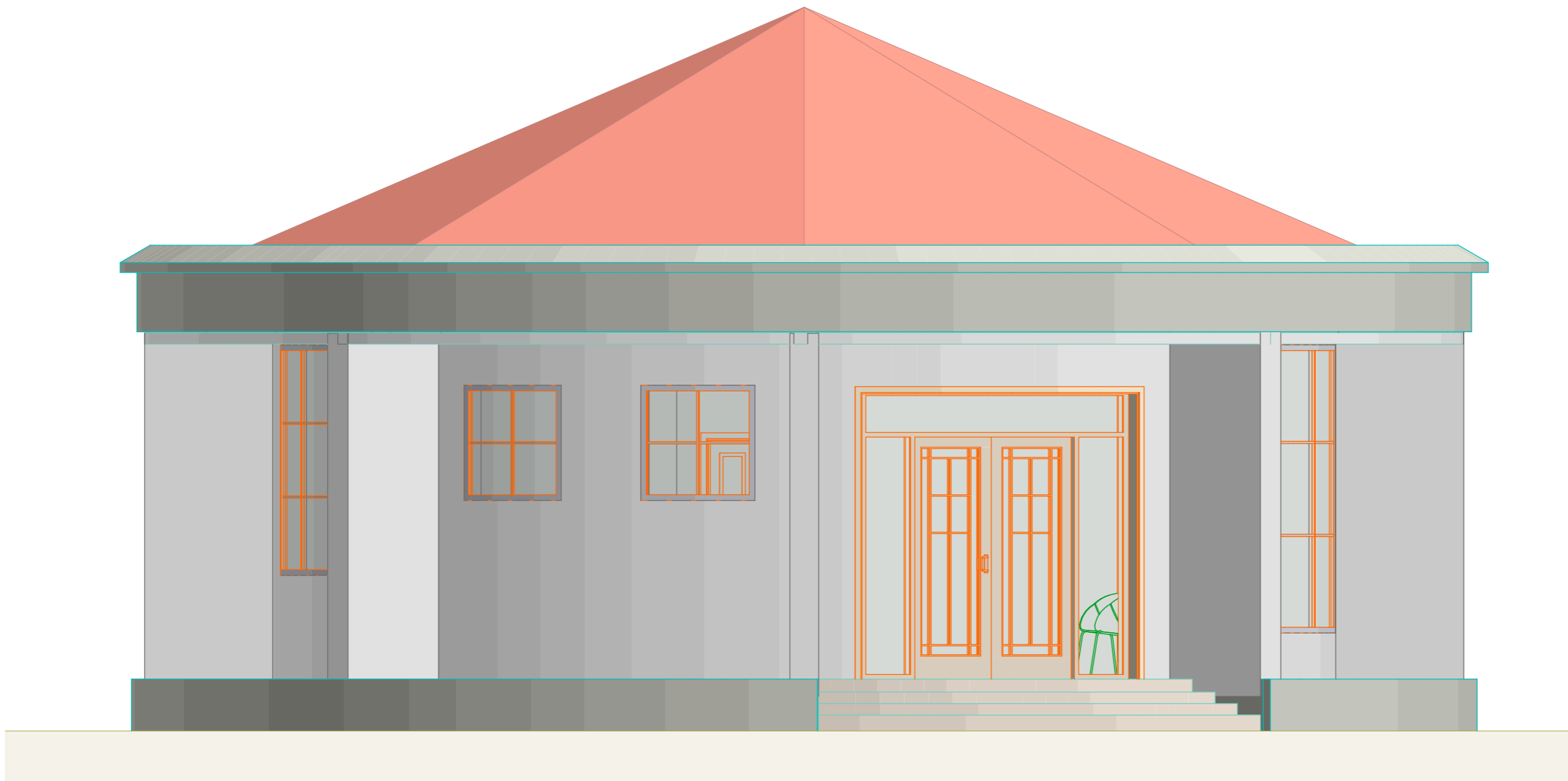
Drawing Name
ELEVATION 03

Designed and Drawn by
JEMYCRETE BUILDERS
0763-965952/0678-226627
0658-011079/0785-817695

Drawing Scale
1:40

Layout ID
A.11

Revision



1. All dimensions are in mm

2. All work to be done in accordance with the Local Authority requirements

3. All dimensions to be verified on site before commencement of any work

4. Any error or omissions are to be brought to Designer immediately

Project Title
RECEPTION

Drawing Name
ELEVATION 04


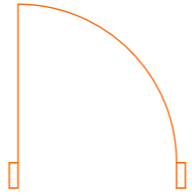
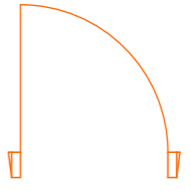



Designed and Drawn by
JEMYCRETE BUILDERS
0763-965952/0678-226627
0658-011079/0785-817695

Drawing Scale
1:40

Layout ID
A.12

Revision

Door Schedule

Element ID	D-01	D-02	D-03
Opening Name	Double Door with 2 ...	Door 24	Door 24
Quantity	2	1	2
W x H Size	2,500×2,500	800×2,100	750×2,100
2D Plan Preview			
3D Back View			

1. All dimensions are in mm
2. All work to be done in accordance with the Local Authority requirements
3. All dimensions to be verified on site before commencement of any work
4. Any error or omissions are to be brought to Designer immediately

Project Title
RECEPTION

Drawing Name
DOOR SCHEDULE

Designed and Drawn by
JEMYCRETE BUILDERS
0763-965952/0678-226627
0658-011079/0785-817695







Drawing Scale
1:0.34

Layout ID
A.13

Revision

- 1. All dimensions are in mm
- 2. All work to be done in accordance with the Local Authority requirements
- 3. All dimensions to be verified on site before commencement of any work
- 4. Any error or omissions are to be brought to Designer immediately

Window Schedule

Element ID	W-02	W-03	W-04
Opening Name	Curved Window 24	Curved Window 24	Curved Window 24
Quantity	3	2	2
W x H Size	2.000×2.000	3.000×2.500	1.000×1.000
2D Symbol			
3D Back View			

Project Title
RECEPTION

Drawing Name
WINDOWS SCHEDULE

Designed and Drawn by
JEMYCRETE BUILDERS
0763-965952/0678-226627
0658-011079/0785-817695



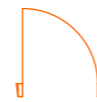











Drawing Scale
1:0.35

Layout ID
A.14

Revision

1. All dimensions are in mm
2. All work to be done in accordance with the Local Authority requirements
3. All dimensions to be verified on site before commencement of any work
4. Any error or omissions are to be brought to Designer immediately

All Openings Schedule

Element ID	D-01	D-02	D-03	W-02	W-03	W-04	W-04
Opening Name	Double Door with 2 ...	Door 24	Door 24	Curved Window 24	Curved Window 24	Curved Window 24	Curved Window 24
Quantity	2	1	2	3	2	1	1
W x H Size	2.500×2.500	0.800×2.100	0.750×2.100	2.000×2.000	3.000×2.500	1.000×1.000	1.000×1.000
Head height	2.950	2.550	2.550	3.350	3.350	2.950	3.000
2D Symbol							
3D Back View							

Project Title
RECEPTION

Drawing Name
OPENINGS SCHEDULE

Designed and Drawn by
JEMYCRETE BUILDERS
0763-965952/0678-226627
0658-011079/0785-817695

Drawing Scale
1:0.67

Layout ID
A.15

Revision



1. All dimensions are in mm
2. All work to be done in accordance with the Local Authority requirements
3. All dimensions to be verified on site before commencement of any work
4. Any error or omissions are to be brought to Designer immediately

Project Title
RECEPTION

Drawing Name
**INTERIOR VIEW
01**

Designed and Drawn by
**JEMYCRETE
BUILDERS**
0763-965952/0678-226627
0658-011079/0785-817695

Drawing Scale
1:7.31

Layout ID
A.16

Revision



1. All dimensions are in mm
2. All work to be done in accordance with the Local Authority requirements
3. All dimensions to be verified on site before commencement of any work
4. Any error or omissions are to be brought to Designer immediately

Project Title
RECEPTION

Drawing Name
**INTERIOR VIEW
02**

Designed and Drawn by
**JEMYCRETE
BUILDERS**
0763-965952/0678-226627
0658-011079/0785-817695

Drawing Scale
1:7.28

Layout ID
A.17

Revision



1. All dimensions are in mm
2. All work to be done in accordance with the Local Authority requirements
3. All dimensions to be verified on site before commencement of any work
4. Any error or omissions are to be brought to Designer immediately

Project Title
RECEPTION

Drawing Name
**INTERIOR VIEW
03**

Designed and Drawn by
**JEMYCRETE
BUILDERS**
0763-965952/0678-226627
0658-011079/0785-817695

Drawing Scale
1:7.63

Layout ID
A.18

Revision



1. All dimensions are in mm
2. All work to be done in accordance with the Local Authority requirements
3. All dimensions to be verified on site before commencement of any work
4. Any error or omissions are to be brought to Designer immediately

Project Title
RECEPTION

Drawing Name
**INTERIOR VIEW
04**

Designed and Drawn by
**JEMYCRETE
BUILDERS**
0763-965952/0678-226627
0658-011079/0785-817695

Drawing Scale
1:7.83

Layout ID
A.19

Revision



1. All dimensions are in mm
2. All work to be done in accordance with the Local Authority requirements
3. All dimensions to be verified on site before commencement of any work
4. Any error or omissions are to be brought to Designer immediately

Project Title
RECEPTION

Drawing Name
**INTERIOR VIEW
05**

Designed and Drawn by
**JEMYCRETE
BUILDERS**
0763-965952/0678-226627
0658-011079/0785-817695

Drawing Scale
1:7.76

Layout ID
A.20

Revision



1. All dimensions are in mm
2. All work to be done in accordance with the Local Authority requirements
3. All dimensions to be verified on site before commencement of any work
4. Any error or omissions are to be brought to Designer immediately

Project Title
RECEPTION

Drawing Name
3D VIEW 01

Designed and Drawn by
JEMYCRETE BUILDERS
0763-965952/0678-226627
0658-011079/0785-817695

Drawing Scale
1:7.76

Layout ID
A.21

Revision



1. All dimensions are in mm
2. All work to be done in accordance with the Local Authority requirements
3. All dimensions to be verified on site before commencement of any work
4. Any error or omissions are to be brought to Designer immediately

Project Title
RECEPTION

Drawing Name
3D VIEW 02

Designed and Drawn by
JEMYCRETE BUILDERS
0763-965952/0678-226627
0658-011079/0785-817695

Drawing Scale
1:6.78

Layout ID
A.22

Revision



1. All dimensions are in mm
2. All work to be done in accordance with the Local Authority requirements
3. All dimensions to be verified on site before commencement of any work
4. Any error or omissions are to be brought to Designer immediately

Project Title
RECEPTION

Drawing Name
3D VIEW 03

Designed and Drawn by
JEMYCRETE BUILDERS
0763-965952/0678-226627
0658-011079/0785-817695

Drawing Scale
1:7.29

Layout ID
A.23

Revision



1. All dimensions are in mm
2. All work to be done in accordance with the Local Authority requirements
3. All dimensions to be verified on site before commencement of any work
4. Any error or omissions are to be brought to Designer immediately

Project Title
RECEPTION

Drawing Name
3D VIEW 04

Designed and Drawn by
JEMYCRETE BUILDERS
0763-965952/0678-226627
0658-011079/0785-817695

Drawing Scale
1:7.56

Layout ID
A.24

Revision

SEMI-DETACHED 1



1. All dimensions are in mm
2. All work to be done in accordance with the Local Authority requirements
3. All dimensions to be verified on site before commencement of any work
4. Any error or omissions are to be brought to Designer immediately

Project Title
**SEMI-
DETACHED
TYPE 01**

Drawing Name
FRONT SHEET

Designed and Drawn by
**JEMYCRETE
BUILDERS**
0763-965952/0678-226627
0658-011079/0785-817695

Drawing Scale
1:7.32, 1:7.99

Layout ID
A.01

Revision

Sheet Index					
Layout ID	Layout Name	Revision	Issued	Published	Remark
	TABLE OF CONTENTS		<input type="checkbox"/>	<input type="checkbox"/>	
A.01	FRONT SHEET		<input type="checkbox"/>	<input type="checkbox"/>	
A.02	GROUND BEAM LAYOUT		<input type="checkbox"/>	<input type="checkbox"/>	
A.03	FOUNDATION WALL LAYOUT		<input type="checkbox"/>	<input type="checkbox"/>	
A.04	FLOOR PLAN		<input type="checkbox"/>	<input type="checkbox"/>	
A.05	ROOF PLAN		<input type="checkbox"/>	<input type="checkbox"/>	
A.06	SECTION A-A		<input type="checkbox"/>	<input type="checkbox"/>	
A.07	SECTION B-B		<input type="checkbox"/>	<input type="checkbox"/>	
A.08	ELEVATIONS		<input type="checkbox"/>	<input type="checkbox"/>	
A.09	DOOR SCHEDULE		<input type="checkbox"/>	<input type="checkbox"/>	
A.10	WINDOW SCHEDULE		<input type="checkbox"/>	<input type="checkbox"/>	
A.11	INTERIOR VIEW 01		<input type="checkbox"/>	<input type="checkbox"/>	
A.12	INTERIOR VIEW 02		<input type="checkbox"/>	<input type="checkbox"/>	
A.13	INTERIOR VIEW 03		<input type="checkbox"/>	<input type="checkbox"/>	
A.14	INTERIOR VIEW 04		<input type="checkbox"/>	<input type="checkbox"/>	
A.15	INTERIOR VIEW 05		<input type="checkbox"/>	<input type="checkbox"/>	
A.16	INTERIOR VIEW 06		<input type="checkbox"/>	<input type="checkbox"/>	
A.17	3D VIEW 01		<input type="checkbox"/>	<input type="checkbox"/>	
A.18	3D VIEW 02		<input type="checkbox"/>	<input type="checkbox"/>	
A.19	3D VIEW 03		<input type="checkbox"/>	<input type="checkbox"/>	
A.20	3D VIEW 04		<input type="checkbox"/>	<input type="checkbox"/>	
A.21	3D VIEW 05		<input type="checkbox"/>	<input type="checkbox"/>	

- 1. All dimensions are in mm
- 2. All work to be done in accordance with the Local Authority requirements
- 3. All dimensions to be verified on site before commencement of any work
- 4. Any error or omissions are to be brought to Designer immediately

Project Title
SEMI-DETACHED TYPE 01

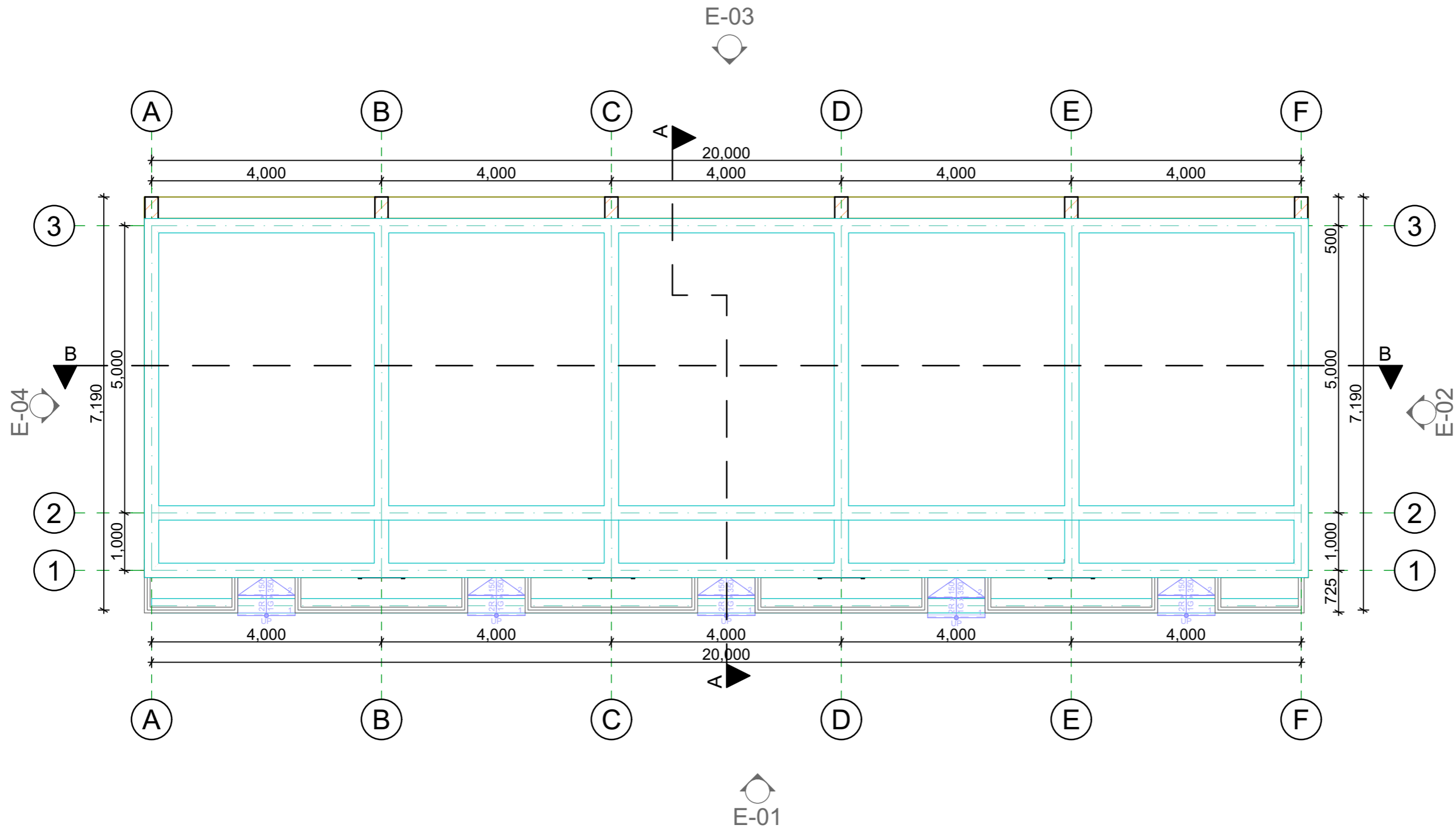
Drawing Name
TABLE OF CONTENTS

Designed and Drawn by
JEMYCRETE BUILDERS
0763-965952/0678-226627
0658-011079/0785-817695

Drawing Scale
1:0.56

Layout ID

Revision



1. All dimensions are in mm
2. All work to be done in accordance with the Local Authority requirements
3. All dimensions to be verified on site before commencement of any work
4. Any error or omissions are to be brought to Designer immediately

Project Title
SEMI-DETACHED TYPE 01

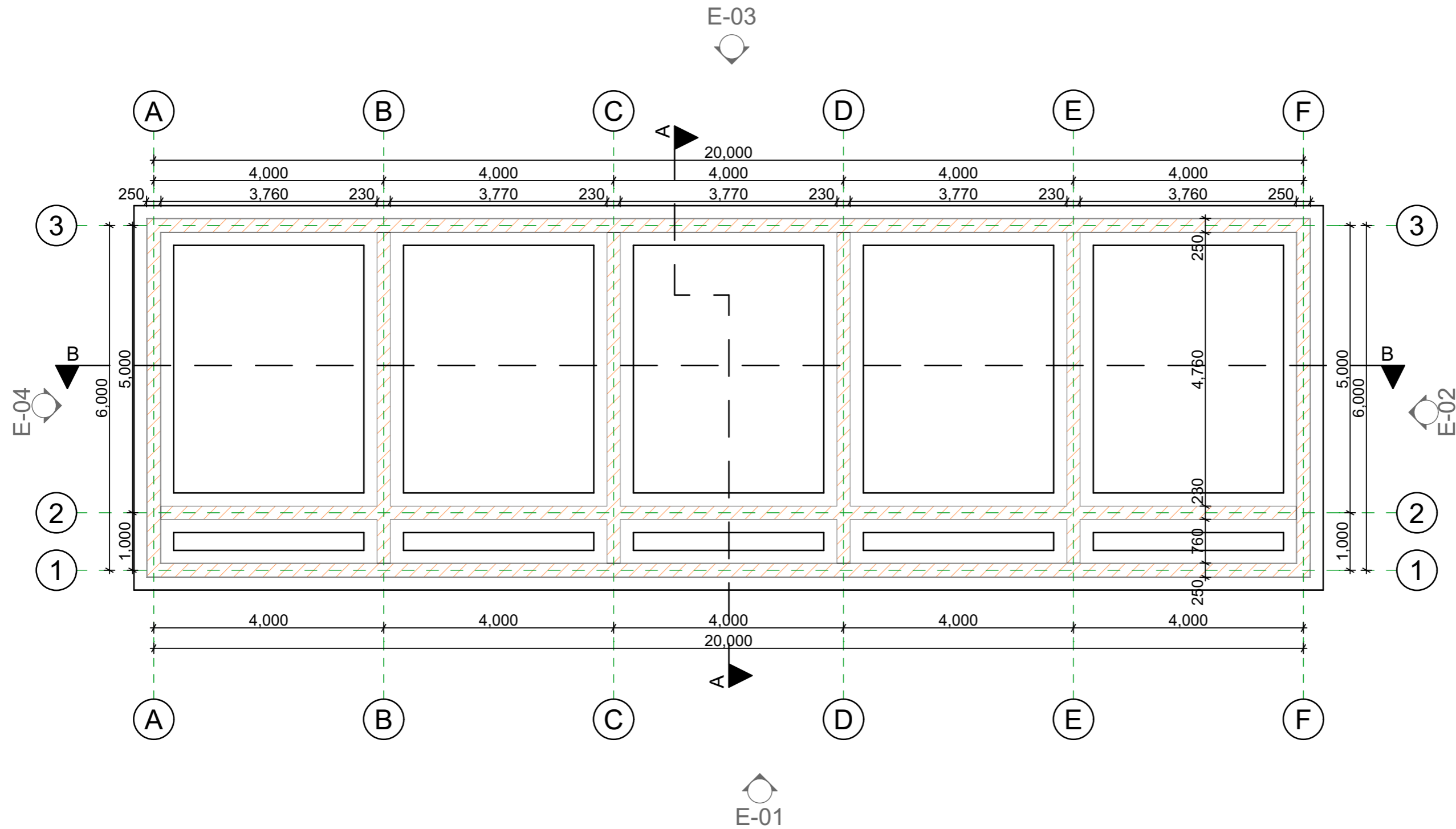
Drawing Name
GROUND BEAM LAYOUT

Designed and Drawn by
JEMYCRETE BUILDERS
 0763-965952/0678-226627
 0658-011079/0785-817695

Drawing Scale
1:75

Layout ID
A.02

Revision



-1.

FOUNDATION WALL

1:75

1. All dimensions are in mm
2. All work to be done in accordance with the Local Authority requirements
3. All dimensions to be verified on site before commencement of any work
4. Any error or omissions are to be brought to Designer immediately

Project Title
SEMI-DETACHED TYPE 01

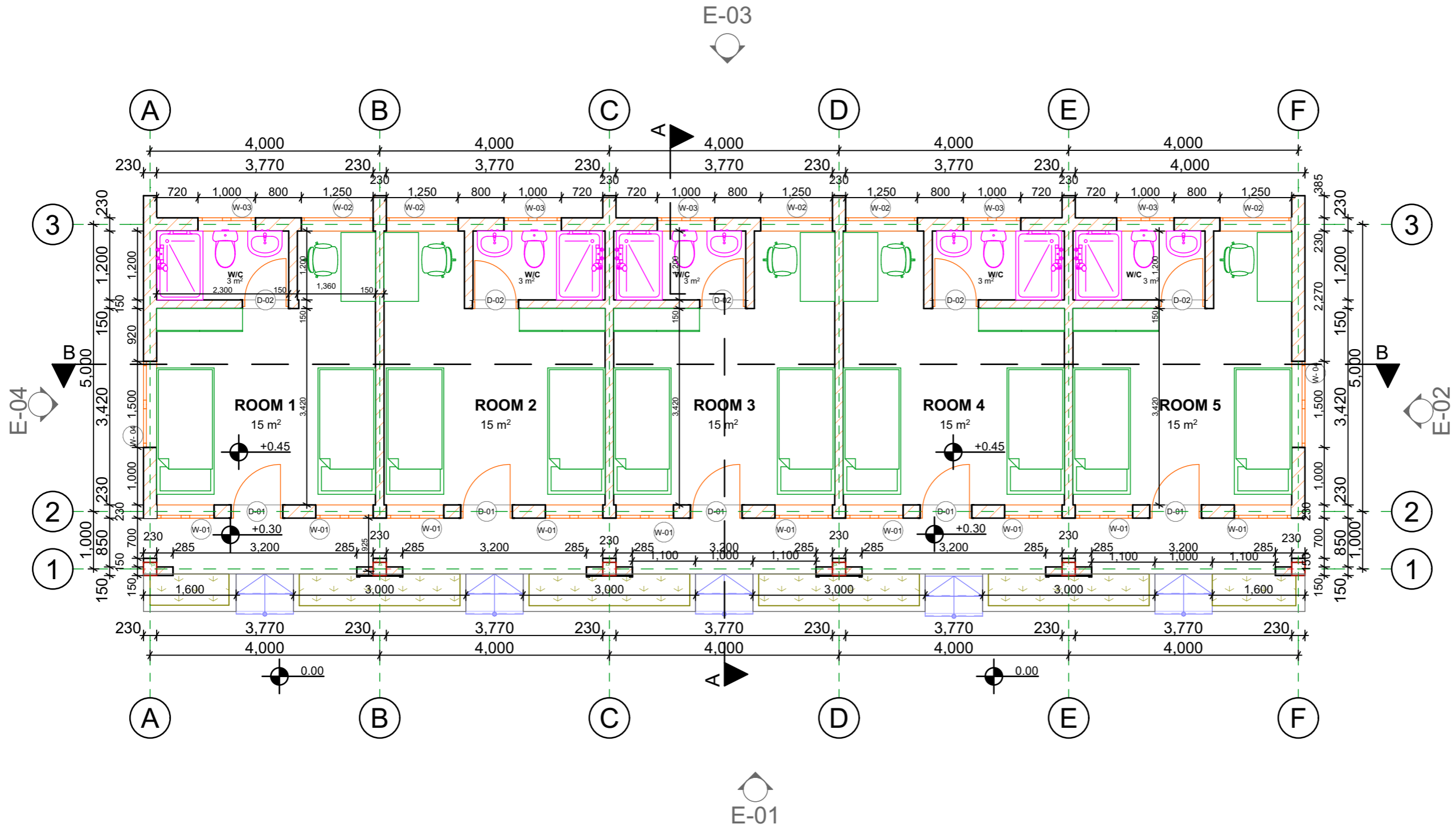
Drawing Name
FOUNDATION WALL LAYOUT

Designed and Drawn by
JEMYCRETE BUILDERS
 0763-965952/0678-226627
 0658-011079/0785-817695

Drawing Scale
1:75

Layout ID
A.03

Revision



1. All dimensions are in mm
2. All work to be done in accordance with the Local Authority requirements
3. All dimensions to be verified on site before commencement of any work
4. Any error or omissions are to be brought to Designer immediately

Project Title
SEMI-DETACHED TYPE 01

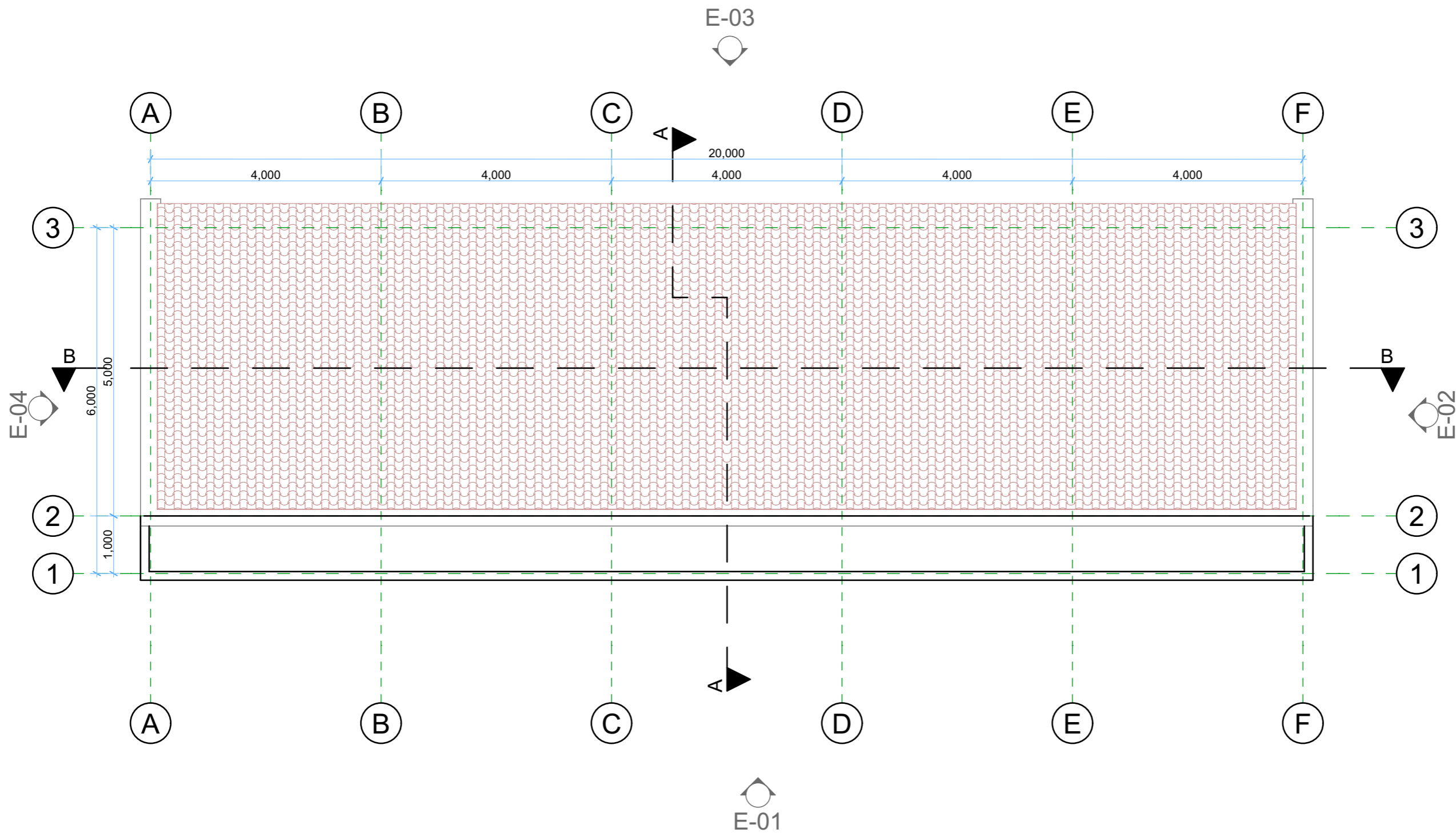
Drawing Name
FLOOR PLAN

Designed and Drawn by
JEMYCRETE BUILDERS
 0763-965952/0678-226627
 0658-011079/0785-817695

Drawing Scale
1:75

Layout ID
A.04

Revision



1. All dimensions are in mm
2. All work to be done in accordance with the Local Authority requirements
3. All dimensions to be verified on site before commencement of any work
4. Any error or omissions are to be brought to Designer immediately

Project Title
**SEMI-
DETACHED
TYPE 01**

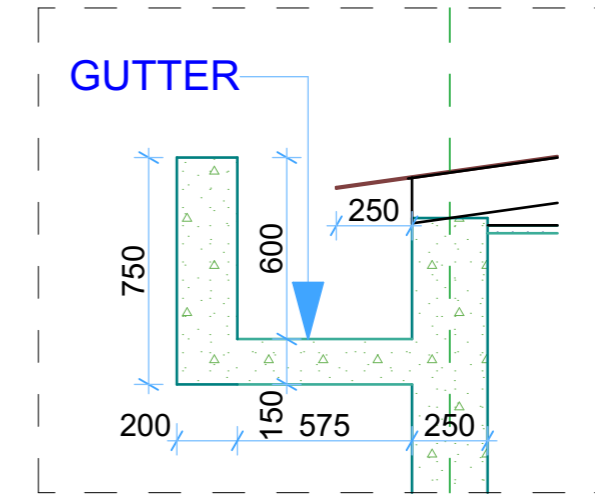
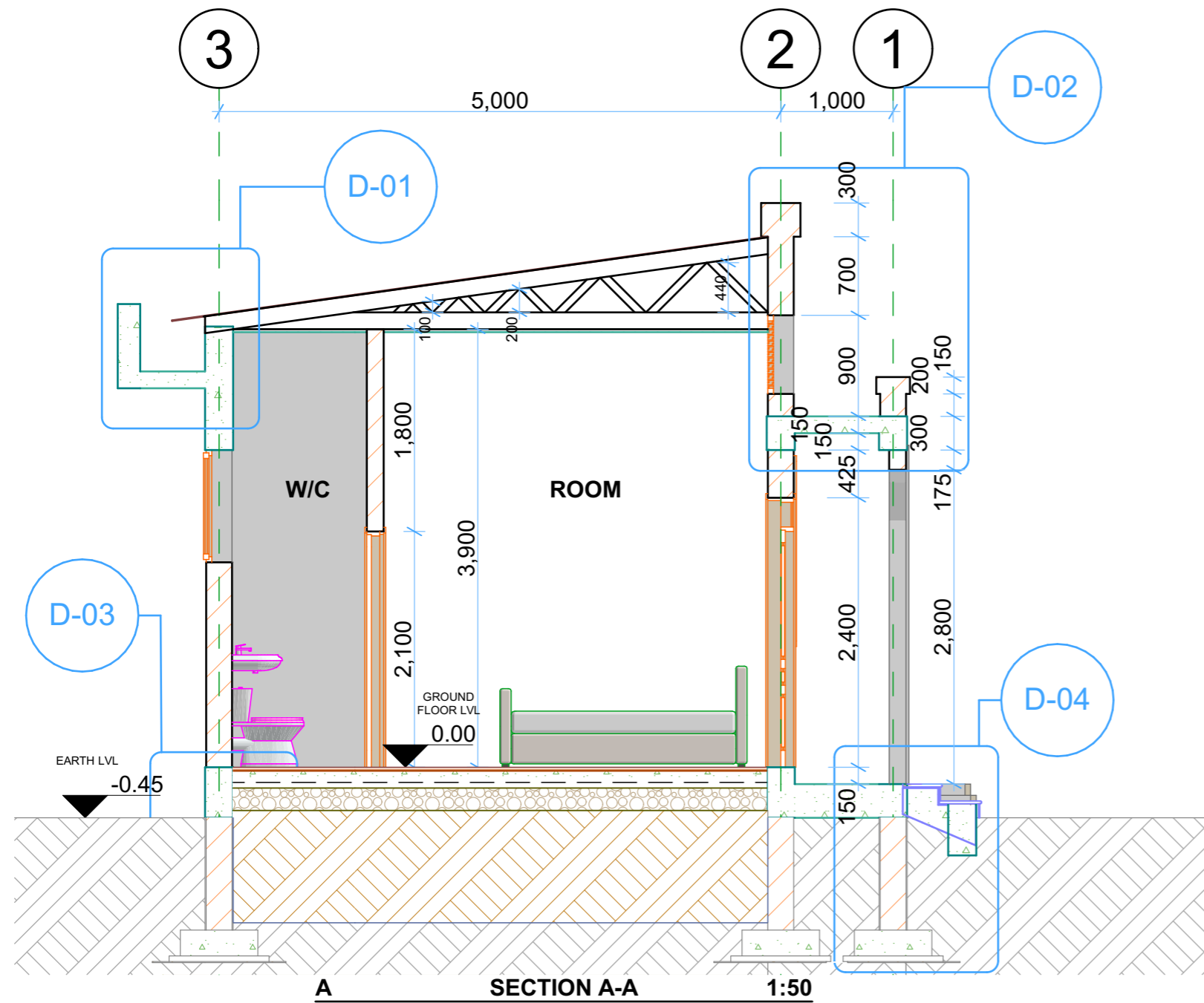
Drawing Name
ROOF PLAN

Designed and Drawn by
**JEMYCRETE
BUILDERS**
0763-965952/0678-226627
0658-011079/0785-817695

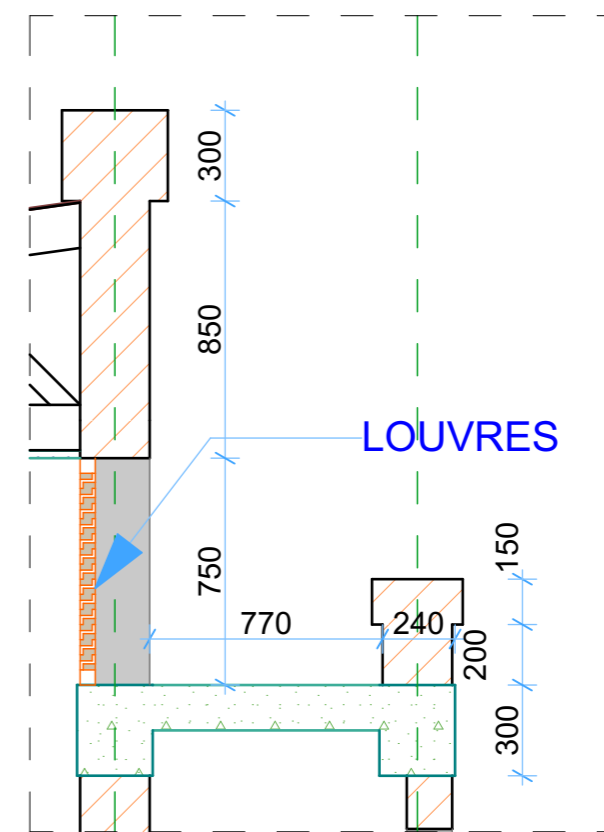
Drawing Scale
1:75

Layout ID
A.05

Revision



D-01 **1:25**



D-02 **1:25**

1. All dimensions are in mm
2. All work to be done in accordance with the Local Authority requirements
3. All dimensions to be verified on site before commencement of any work
4. Any error or omissions are to be brought to Designer immediately

Project Title
SEMI-DETACHED TYPE 01

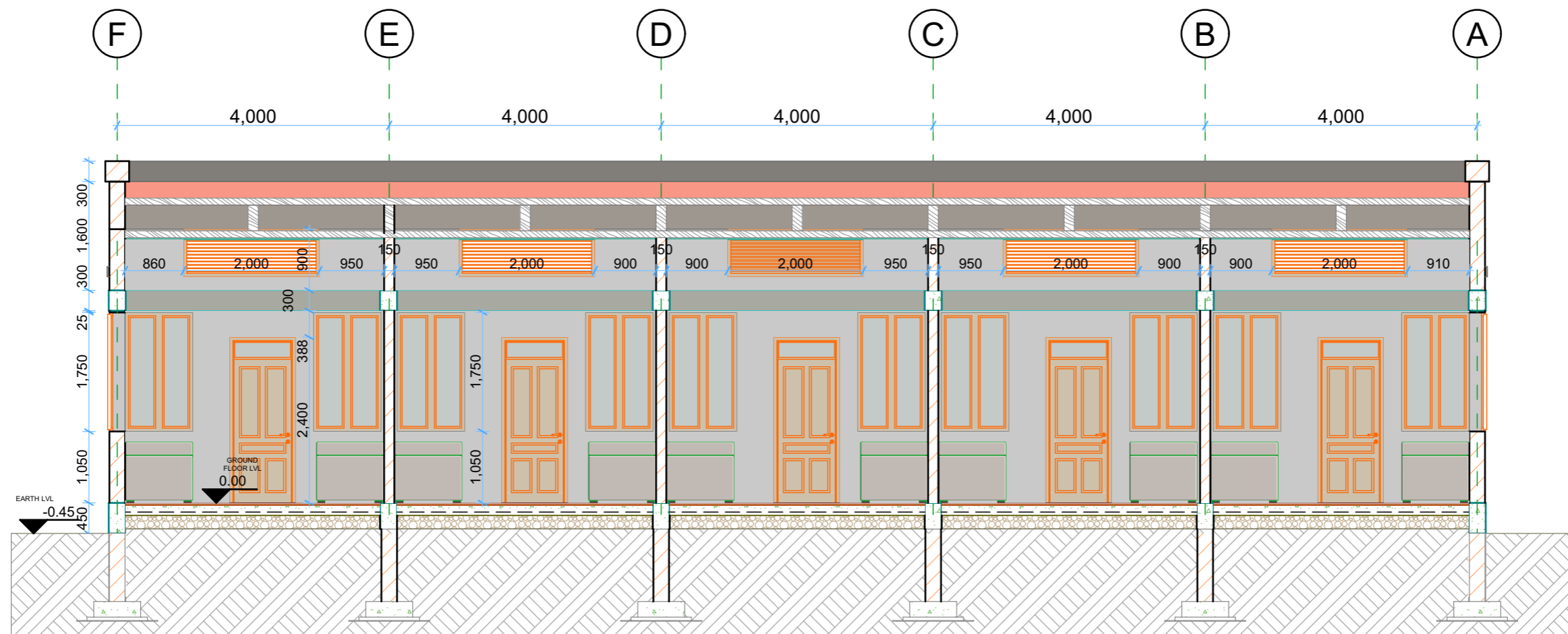
Drawing Name
SECTION A-A

Designed and Drawn by
JEMYCRETE BUILDERS
 0763-965952/0678-226627
 0658-011079/0785-817695

Drawing Scale
1:50, 1:25

Layout ID
A.06

Revision



1. All dimensions are in mm
2. All work to be done in accordance with the Local Authority requirements
3. All dimensions to be verified on site before commencement of any work
4. Any error or omissions are to be brought to Designer immediately

Project Title
**SEMI-
 DETACHED
 TYPE 01**

Drawing Name
SECTION B-B

Designed and Drawn by

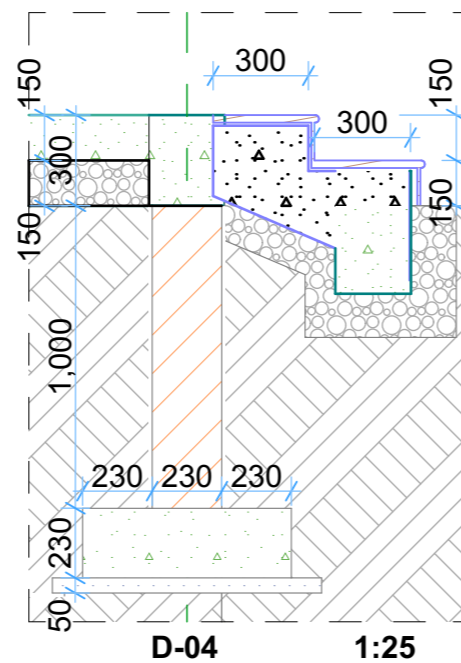
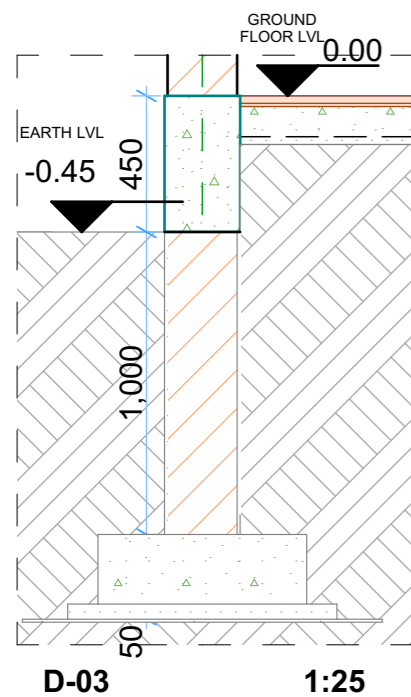
**JEMYCRETE
 BUILDERS**

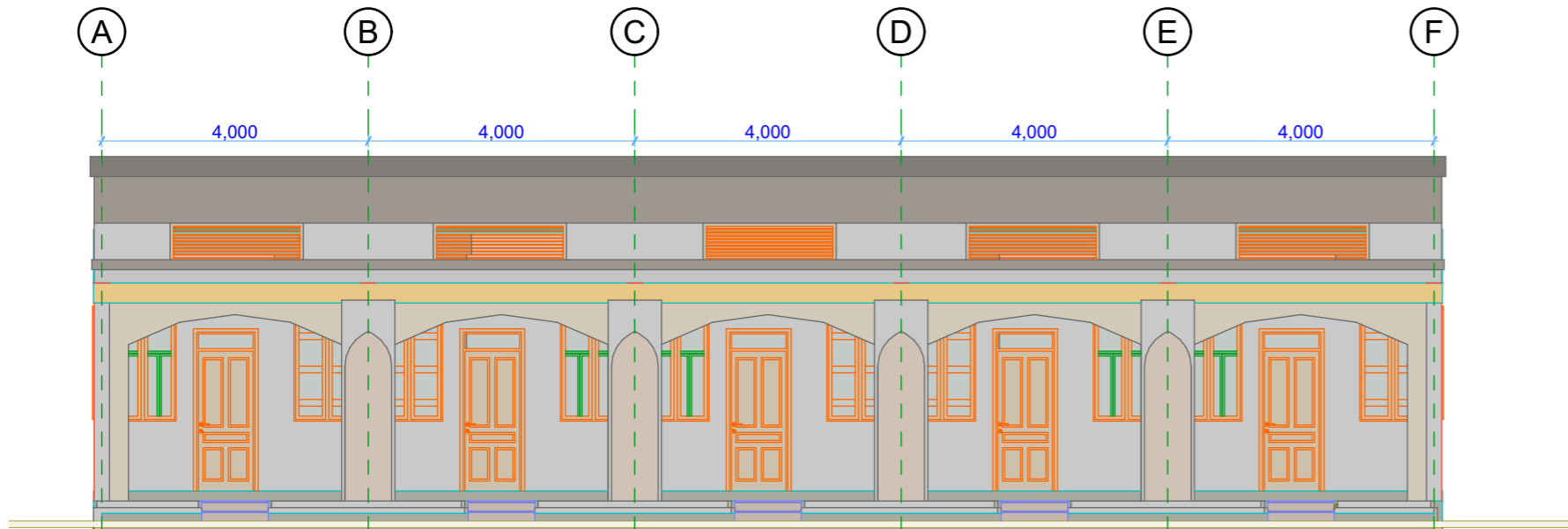
0763-965952/0678-226627
 0658-011079/0785-817695

Drawing Scale
1:25

Layout ID
A.07

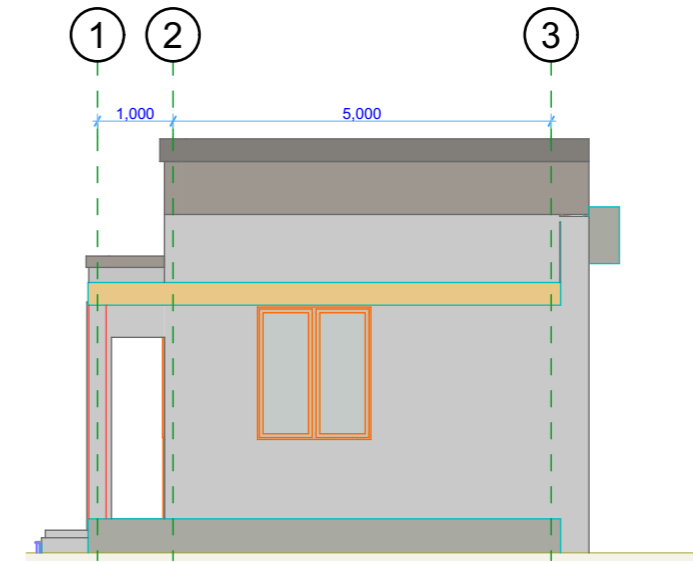
Revision





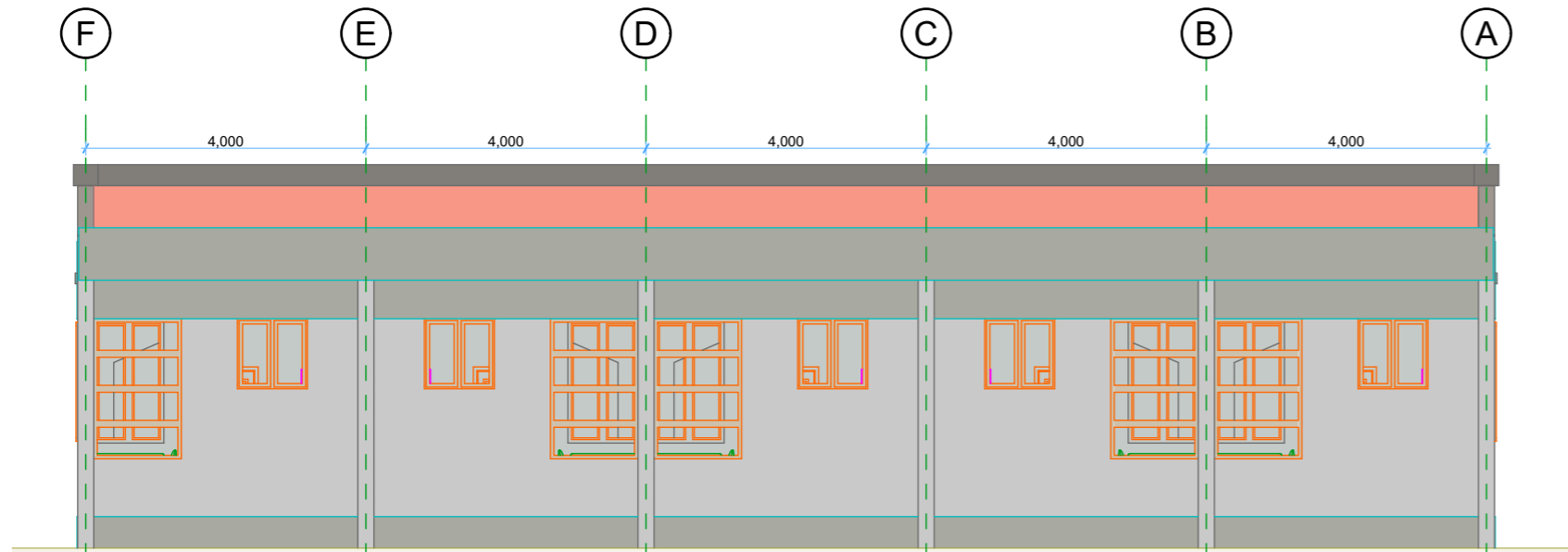
E-01

1:100



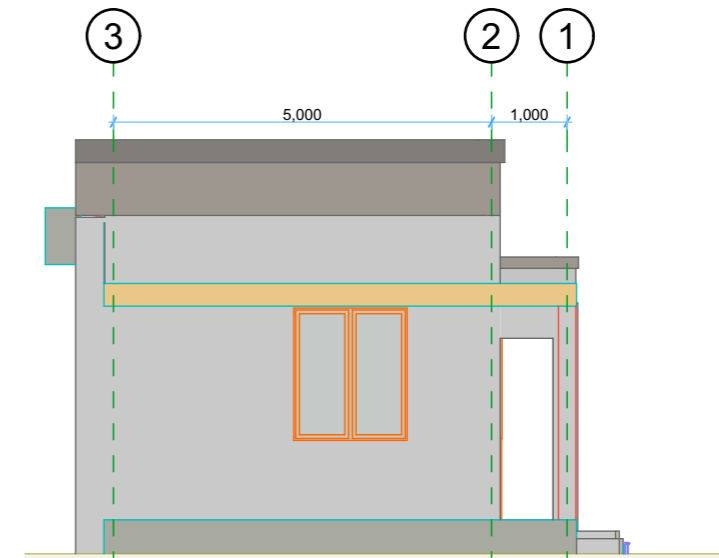
E-02

1:100



E-03

1:100



E-04

1:100

1. All dimensions are in mm
2. All work to be done in accordance with the Local Authority requirements
3. All dimensions to be verified on site before commencement of any work
4. Any error or omissions are to be brought to Designer immediately

Project Title
SEMI-DETACHED TYPE 01

Drawing Name
ELEVATIONS

Designed and Drawn by
JEMYCRETE BUILDERS
 0763-965952/0678-226627
 0658-011079/0785-817695

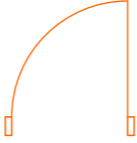
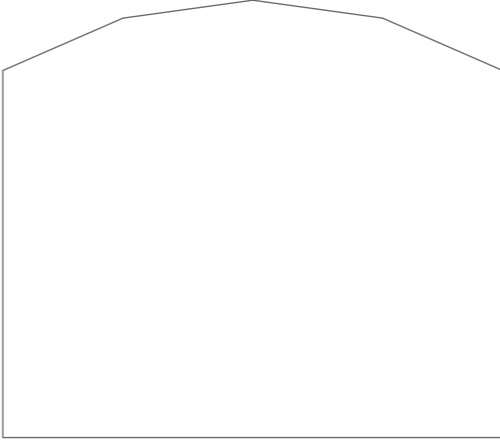



Drawing Scale
1:100

Layout ID
A.08

Revision

- 1. All dimensions are in mm
- 2. All work to be done in accordance with the Local Authority requirements
- 3. All dimensions to be verified on site before commencement of any work
- 4. Any error or omissions are to be brought to Designer immediately

Door Schedule

Element ID	D-01	D-02	D-03	D-04
Opening Name	Door with Transom 24	Door 24	Arch Top Door Opening 24	Rectangular Door Opening 24
Quantity	5	5	5	6
W x H Size	0.900×2.400	0.800×2.100	3.200×2.800	0.700×3.000
Head height	2.850	2.550	3.100	2.850
2D Symbol				
3D Back View				

Project Title
**SEMI-
DETACHED
TYPE 01**

Drawing Name
**DOOR
SCHEDULE**

Designed and Drawn by
**JEMYCRETE
BUILDERS**
0763-965952/0678-226627
0658-011079/0785-817695











Drawing Scale
1:0.47

Layout ID
A.09

Revision

- 1. All dimensions are in mm
- 2. All work to be done in accordance with the Local Authority requirements
- 3. All dimensions to be verified on site before commencement of any work
- 4. Any error or omissions are to be brought to Designer immediately

Window Schedule

Element ID	W-01	W-02	W-03	W- 04	WD - 05
Opening Name	Double Window 24	Vertical Multi-Sash Window 24	Double Window 24	Double Window 24	Vertical Multi-Sash Window 24
Quantity	10	5	5	2	5
W x H Size	1.000×1.750	1.250×2.000	1.000×1.000	1.500×1.750	2.000×0.700
Sill height	1.500	1.275	2.275	1.500	3.775
2D Plan Preview					
3D Back View					

Project Title
**SEMI-
DETACHED
TYPE 01**

Drawing Name
**WINDOW
SCHEDULE**

Designed and Drawn by
**JEMYCRETE
BUILDERS**
0763-965952/0678-226627
0658-011079/0785-817695

Drawing Scale
1:0.57

Layout ID
A.10

Revision



1. All dimensions are in mm
2. All work to be done in accordance with the Local Authority requirements
3. All dimensions to be verified on site before commencement of any work
4. Any error or omissions are to be brought to Designer immediately

Project Title
**SEMI-
DETACHED
TYPE 01**

Drawing Name
**INTERIOR VIEW
01**

Designed and Drawn by
**JEMYCRETE
BUILDERS**
0763-965952/0678-226627
0658-011079/0785-817695

Drawing Scale
1:7.98

Layout ID
A.11

Revision



1. All dimensions are in mm
2. All work to be done in accordance with the Local Authority requirements
3. All dimensions to be verified on site before commencement of any work
4. Any error or omissions are to be brought to Designer immediately

Project Title
**SEMI-
DETACHED
TYPE 01**

Drawing Name
**INTERIOR VIEW
02**

Designed and Drawn by
**JEMYCRETE
BUILDERS**
0763-965952/0678-226627
0658-011079/0785-817695

Drawing Scale
1:7.88

Layout ID
A.12

Revision



1. All dimensions are in mm
2. All work to be done in accordance with the Local Authority requirements
3. All dimensions to be verified on site before commencement of any work
4. Any error or omissions are to be brought to Designer immediately

Project Title
**SEMI-
DETACHED
TYPE 01**

Drawing Name
**INTERIOR VIEW
03**

Designed and Drawn by
**JEMYCRETE
BUILDERS**
0763-965952/0678-226627
0658-011079/0785-817695

Drawing Scale
1:7.85

Layout ID
A.13

Revision



1. All dimensions are in mm
2. All work to be done in accordance with the Local Authority requirements
3. All dimensions to be verified on site before commencement of any work
4. Any error or omissions are to be brought to Designer immediately

Project Title
**SEMI-
DETACHED
TYPE 01**

Drawing Name
**INTERIOR VIEW
04**

Designed and Drawn by
**JEMYCRETE
BUILDERS**
0763-965952/0678-226627
0658-011079/0785-817695

Drawing Scale
1:7.80

Layout ID
A.14

Revision



1. All dimensions are in mm
2. All work to be done in accordance with the Local Authority requirements
3. All dimensions to be verified on site before commencement of any work
4. Any error or omissions are to be brought to Designer immediately

Project Title
**SEMI-
DETACHED
TYPE 01**

Drawing Name
**INTERIOR VIEW
05**

Designed and Drawn by
**JEMYCRETE
BUILDERS**
0763-965952/0678-226627
0658-011079/0785-817695

Drawing Scale
1:7.81

Layout ID
A.15

Revision



1. All dimensions are in mm
2. All work to be done in accordance with the Local Authority requirements
3. All dimensions to be verified on site before commencement of any work
4. Any error or omissions are to be brought to Designer immediately

Project Title
**SEMI-
 DETACHED
 TYPE 01**

Drawing Name
**INTERIOR VIEW
 06**

Designed and Drawn by
**JEMYCRETE
 BUILDERS**
 0763-965952/0678-226627
 0658-011079/0785-817695

Drawing Scale
1:9.98, 1:10.60

Layout ID
A.16

Revision



1. All dimensions are in mm
2. All work to be done in accordance with the Local Authority requirements
3. All dimensions to be verified on site before commencement of any work
4. Any error or omissions are to be brought to Designer immediately

Project Title
**SEMI-
DETACHED
TYPE 01**

Drawing Name
3D VIEW 01

Designed and Drawn by
**JEMYCRETE
BUILDERS**
0763-965952/0678-226627
0658-011079/0785-817695

Drawing Scale
1:18.06, 1:7.77

Layout ID
A.17

Revision



1. All dimensions are in mm
2. All work to be done in accordance with the Local Authority requirements
3. All dimensions to be verified on site before commencement of any work
4. Any error or omissions are to be brought to Designer immediately

Project Title
**SEMI-
DETACHED
TYPE 01**

Drawing Name
3D VIEW 02

Designed and Drawn by
**JEMYCRETE
BUILDERS**
0763-965952/0678-226627
0658-011079/0785-817695

Drawing Scale
1:7.81

Layout ID
A.18

Revision



1. All dimensions are in mm
2. All work to be done in accordance with the Local Authority requirements
3. All dimensions to be verified on site before commencement of any work
4. Any error or omissions are to be brought to Designer immediately

Project Title
**SEMI-
DETACHED
TYPE 01**

Drawing Name
3D VIEW 03

Designed and Drawn by
**JEMYCRETE
BUILDERS**
0763-965952/0678-226627
0658-011079/0785-817695

Drawing Scale
1:6.08

Layout ID
A.19

Revision



1. All dimensions are in mm
2. All work to be done in accordance with the Local Authority requirements
3. All dimensions to be verified on site before commencement of any work
4. Any error or omissions are to be brought to Designer immediately

Project Title
**SEMI-
DETACHED
TYPE 01**

Drawing Name
3D VIEW 04

Designed and Drawn by
**JEMYCRETE
BUILDERS**
0763-965952/0678-226627
0658-011079/0785-817695

Drawing Scale
1:7.77

Layout ID
A.20

Revision



1. All dimensions are in mm
2. All work to be done in accordance with the Local Authority requirements
3. All dimensions to be verified on site before commencement of any work
4. Any error or omissions are to be brought to Designer immediately

Project Title
**SEMI-
DETACHED
TYPE 01**

Drawing Name
3D VIEW 05

Designed and Drawn by
**JEMYCRETE
BUILDERS**
0763-965952/0678-226627
0658-011079/0785-817695

Drawing Scale
1:7.81

Layout ID
A.21

Revision

SEMI-DETACHED 2



1. All dimensions are in mm
2. All work to be done in accordance with the Local Authority requirements
3. All dimensions to be verified on site before commencement of any work
4. Any error or omissions are to be brought to Designer immediately

Project Title
**SEMI-
DETACHED
TYPE 02**

Drawing Name
FRONT SHEET

Designed and Drawn by
**JEMYCRETE
BUILDERS**
0763-965952/0678-226627
0658-011079/0785-817695

Drawing Scale
1:6.85

Layout ID
A.01

Revision

PROPOSED SEMI - DETACHED BUILDING TYPE 02

Layout ID	Layout Name	Revision	Issued	Published	Remark
	TABLE OF CONTENTS		<input type="checkbox"/>	<input type="checkbox"/>	
A.01	FRONT SHEET		<input type="checkbox"/>	<input type="checkbox"/>	
A.02	FLOOR PLAN		<input type="checkbox"/>	<input type="checkbox"/>	
A.03	ROOF PLAN		<input type="checkbox"/>	<input type="checkbox"/>	
A.04	SECTIONS		<input type="checkbox"/>	<input type="checkbox"/>	
A.05	ELEVATIONS		<input type="checkbox"/>	<input type="checkbox"/>	
A.06	ELEVATIONS		<input type="checkbox"/>	<input type="checkbox"/>	
A.07	DOOR SCHEDULE		<input type="checkbox"/>	<input type="checkbox"/>	
A.08	WINDOW SCHEDULE		<input type="checkbox"/>	<input type="checkbox"/>	
A.09	3D VIEW 01		<input type="checkbox"/>	<input type="checkbox"/>	
A.10	3D VIEW 02		<input type="checkbox"/>	<input type="checkbox"/>	
A.11	3D VIEW 03		<input type="checkbox"/>	<input type="checkbox"/>	
A.12	3D VIEW 04		<input type="checkbox"/>	<input type="checkbox"/>	
A.13	3D VIEW 05		<input type="checkbox"/>	<input type="checkbox"/>	

- 1. All dimensions are in mm
- 2. All work to be done in accordance with the Local Authority requirements
- 3. All dimensions to be verified on site before commencement of any work
- 4. Any error or omissions are to be brought to Designer immediately

Project Title
**SEMI-
DETACHED
TYPE 02**

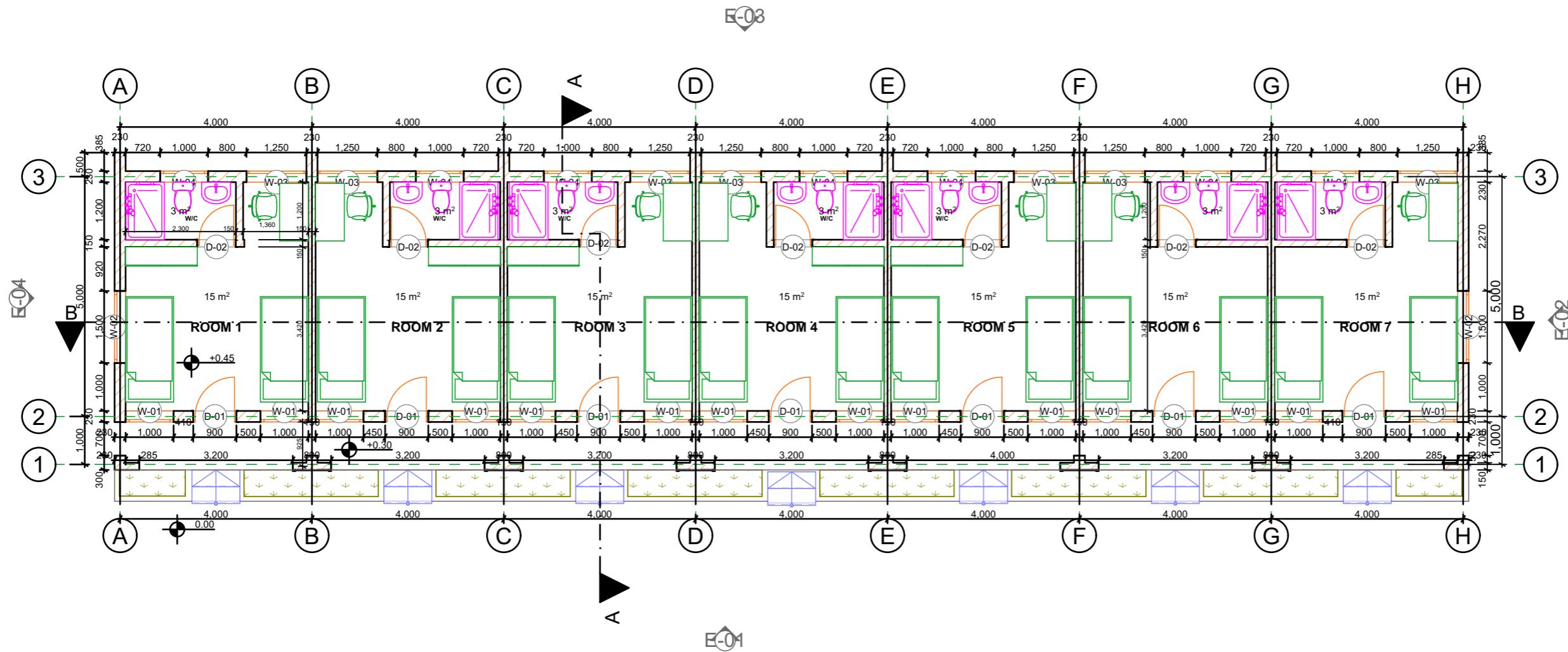
Drawing Name
**TABLE OF
CONTENTS**

Designed and Drawn by
**JEMYCRETE
BUILDERS**
0763-965952/0678-226627
0658-011079/0785-817695

Drawing Scale
1:0.56

Layout ID

Revision



1. All dimensions are in mm
2. All work to be done in accordance with the Local Authority requirements
3. All dimensions to be verified on site before commencement of any work
4. Any error or omissions are to be brought to Designer immediately

Project Title
SEMI-DETACHED TYPE 02

Drawing Name
FLOOR PLAN

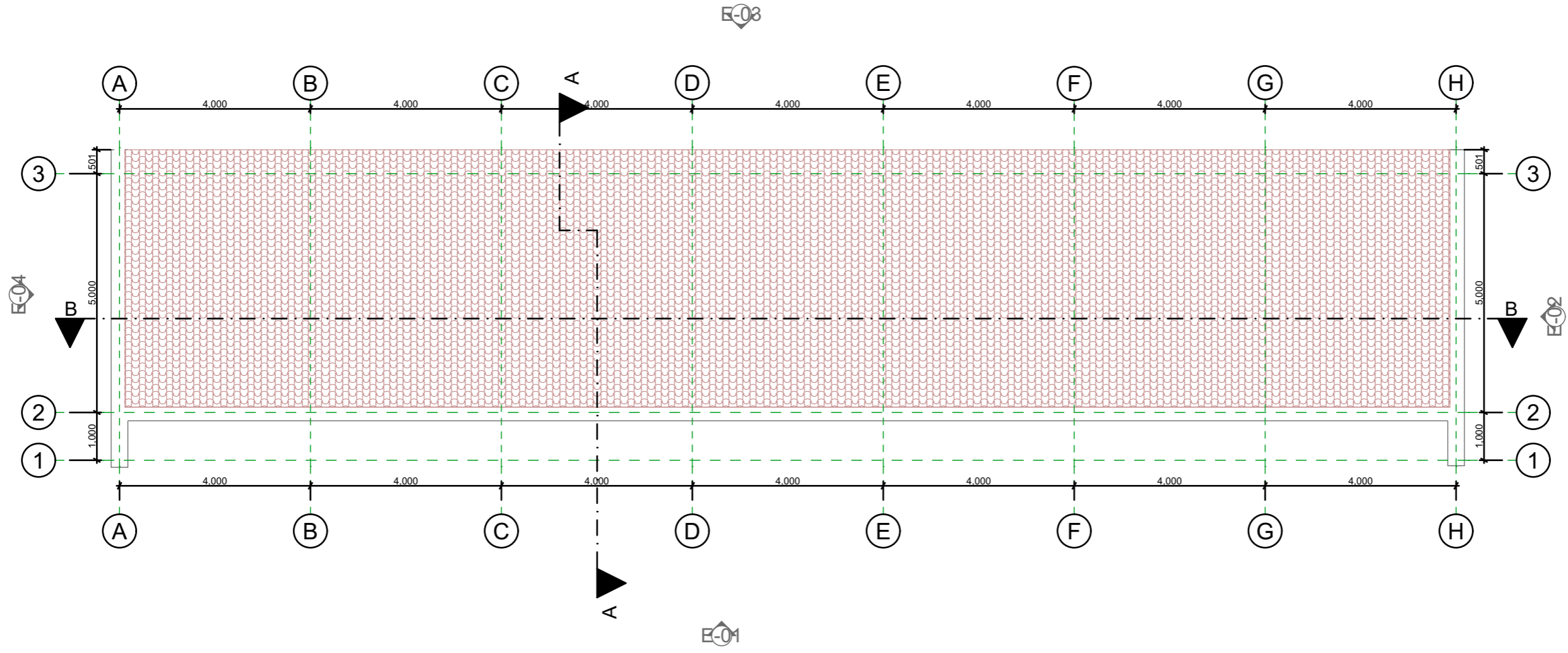
Designed and Drawn by
JEMYCRETE BUILDERS
 0763-965952/0678-226627
 0658-011079/0785-817695

Drawing Scale
1:100

Layout ID
A.02

Revision

1. All dimensions are in mm
2. All work to be done in accordance with the Local Authority requirements
3. All dimensions to be verified on site before commencement of any work
4. Any error or omissions are to be brought to Designer immediately



Project Title
**SEMI-
DETACHED
TYPE 02**

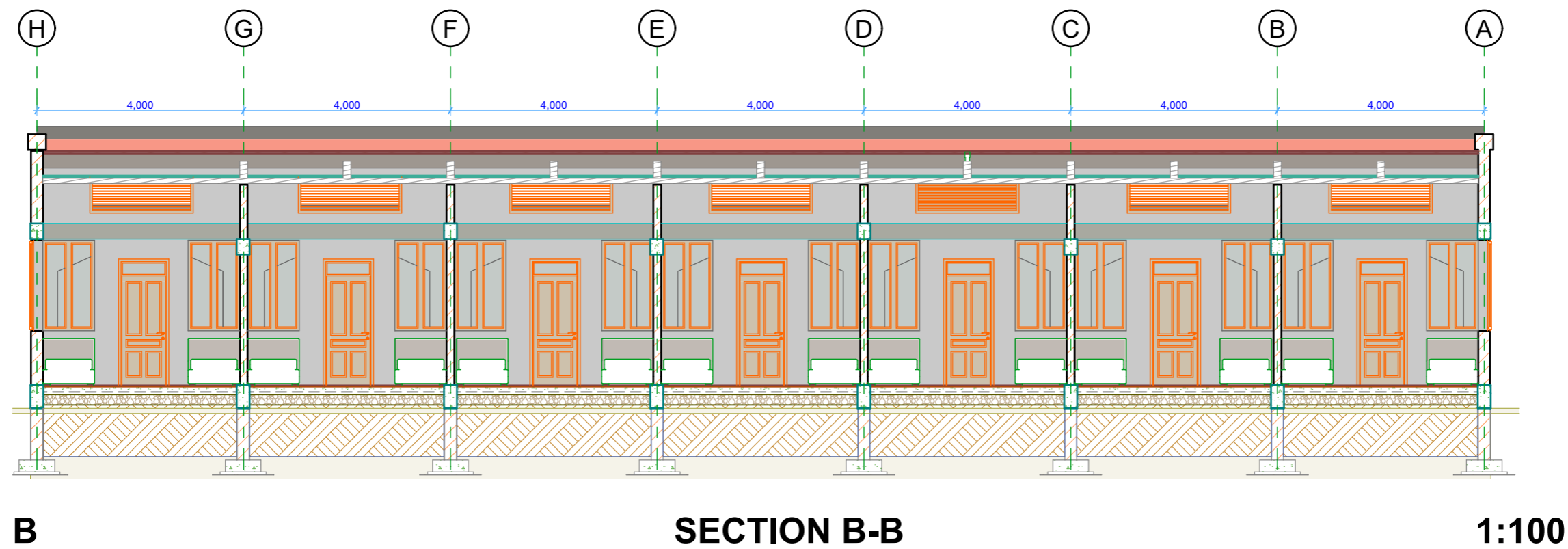
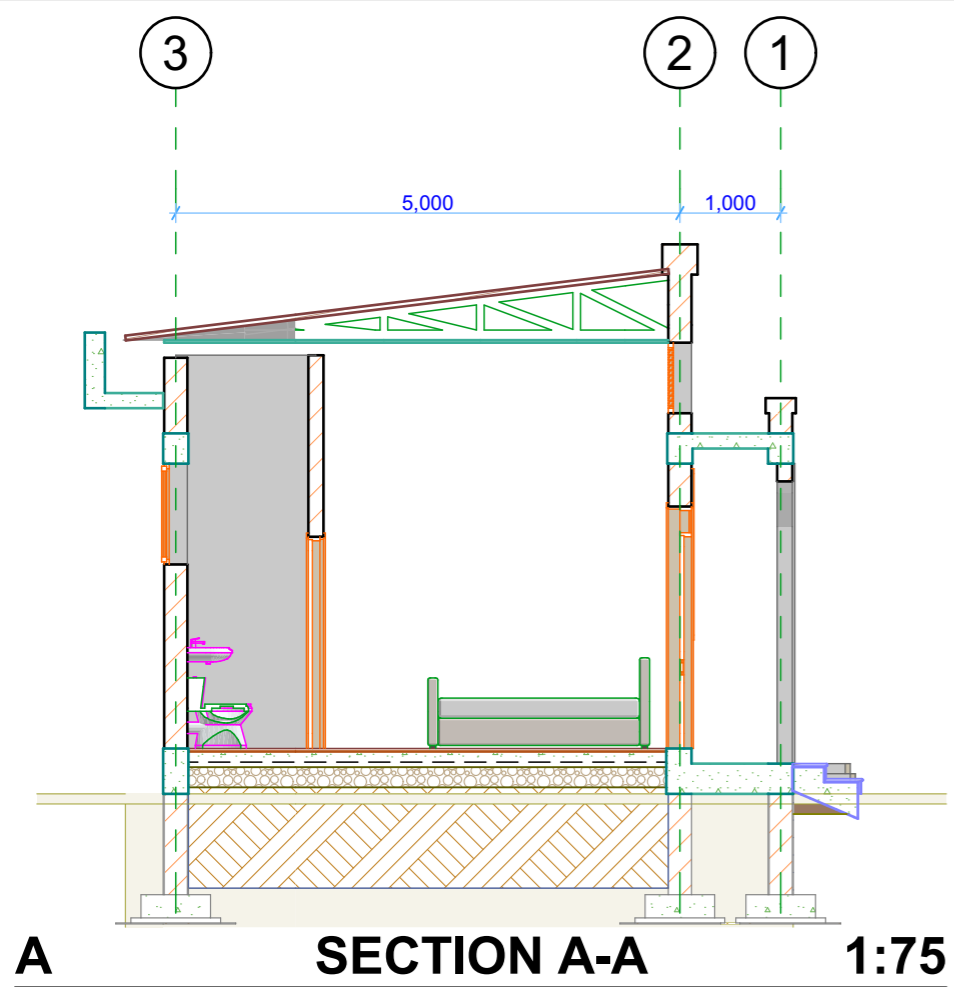
Drawing Name
ROOF PLAN

Designed and Drawn by
**JEMYCRETE
BUILDERS**
0763-965952/0678-226627
0658-011079/0785-817695

Drawing Scale
1:100

Layout ID
A.03

Revision



1. All dimensions are in mm
2. All work to be done in accordance with the Local Authority requirements
3. All dimensions to be verified on site before commencement of any work
4. Any error or omissions are to be brought to Designer immediately

Project Title
**SEMI-
 DETACHED
 TYPE 02**

Drawing Name
SECTIONS

Designed and Drawn by
**JEMYCRETE
 BUILDERS**
 0763-965952/0678-226627
 0658-011079/0785-817695

Drawing Scale
1:75, 1:100

Layout ID
A.04

Revision

- 1. All dimensions are in mm
- 2. All work to be done in accordance with the Local Authority requirements
- 3. All dimensions to be verified on site before commencement of any work
- 4. Any error or omissions are to be brought to Designer immediately

Project Title
**SEMI-DETACHED
 TYPE 02**

Drawing Name
ELEVATIONS

Designed and Drawn by
JEMYCRETE BUILDERS
 0763-965952/0678-226627
 0658-011079/0785-817695

Drawing Scale
1:100

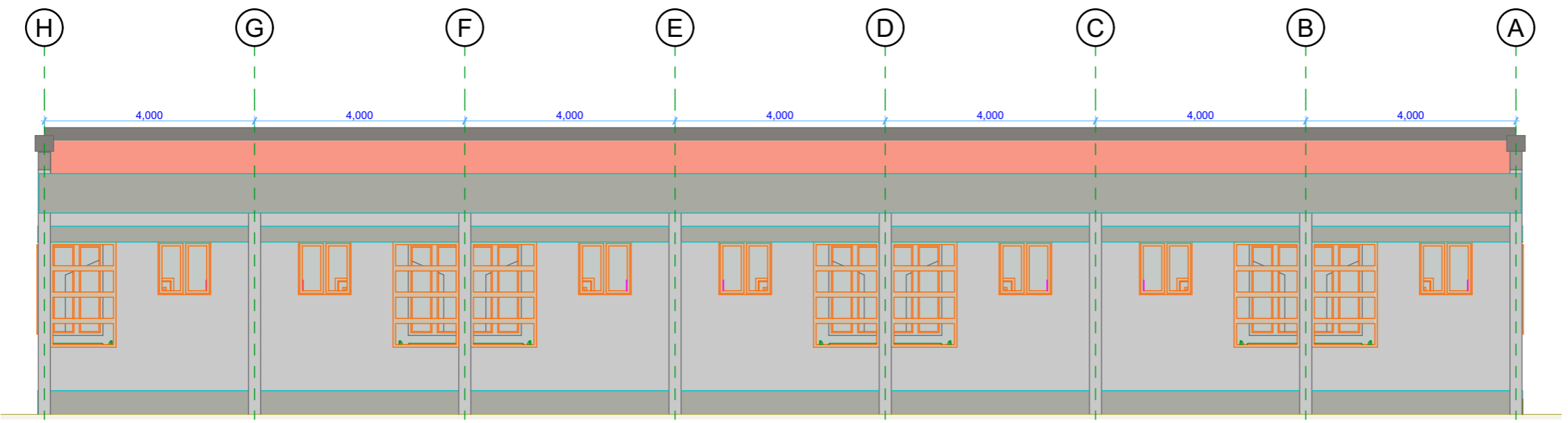
Layout ID
A.05

Revision



E-01

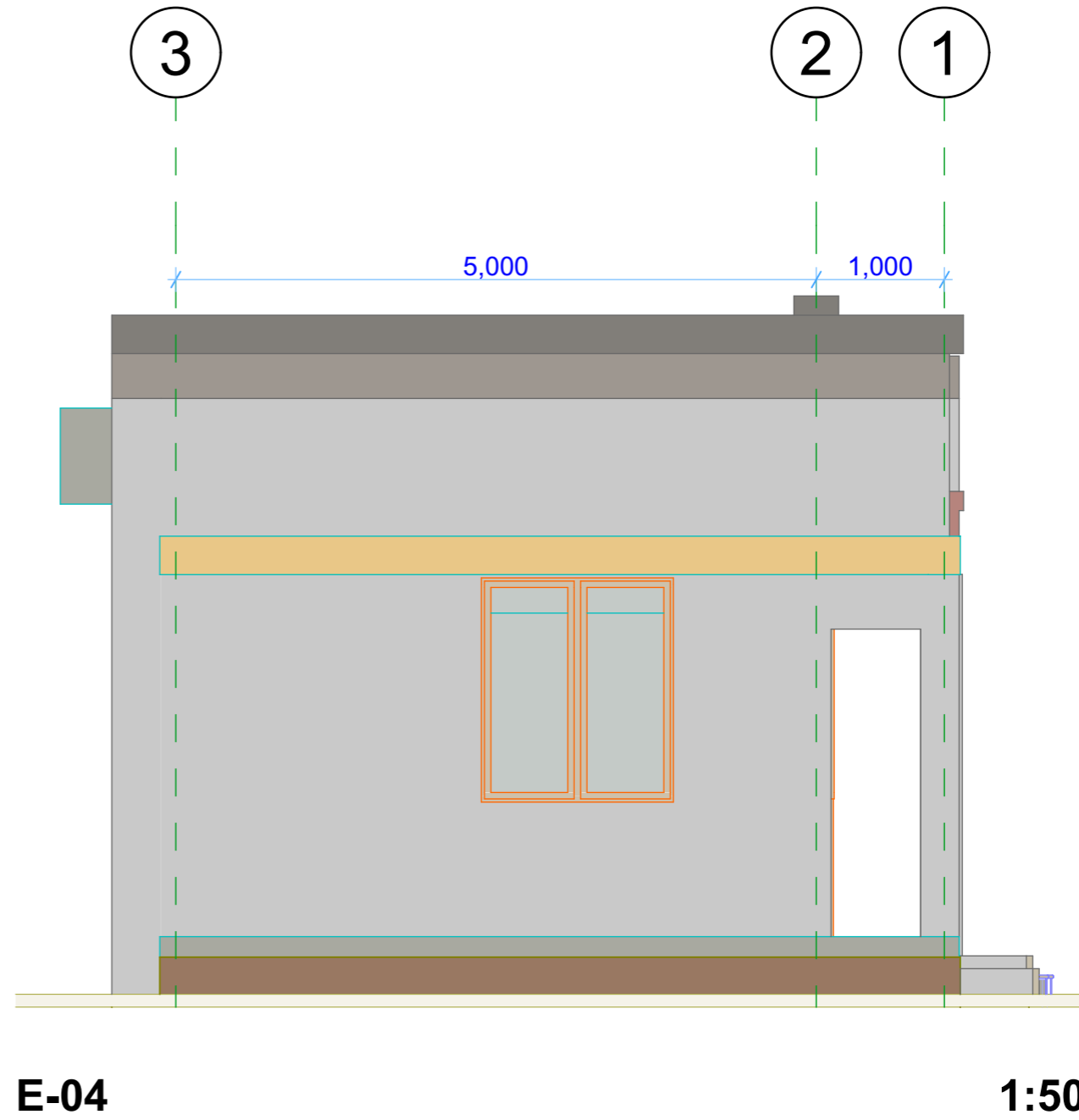
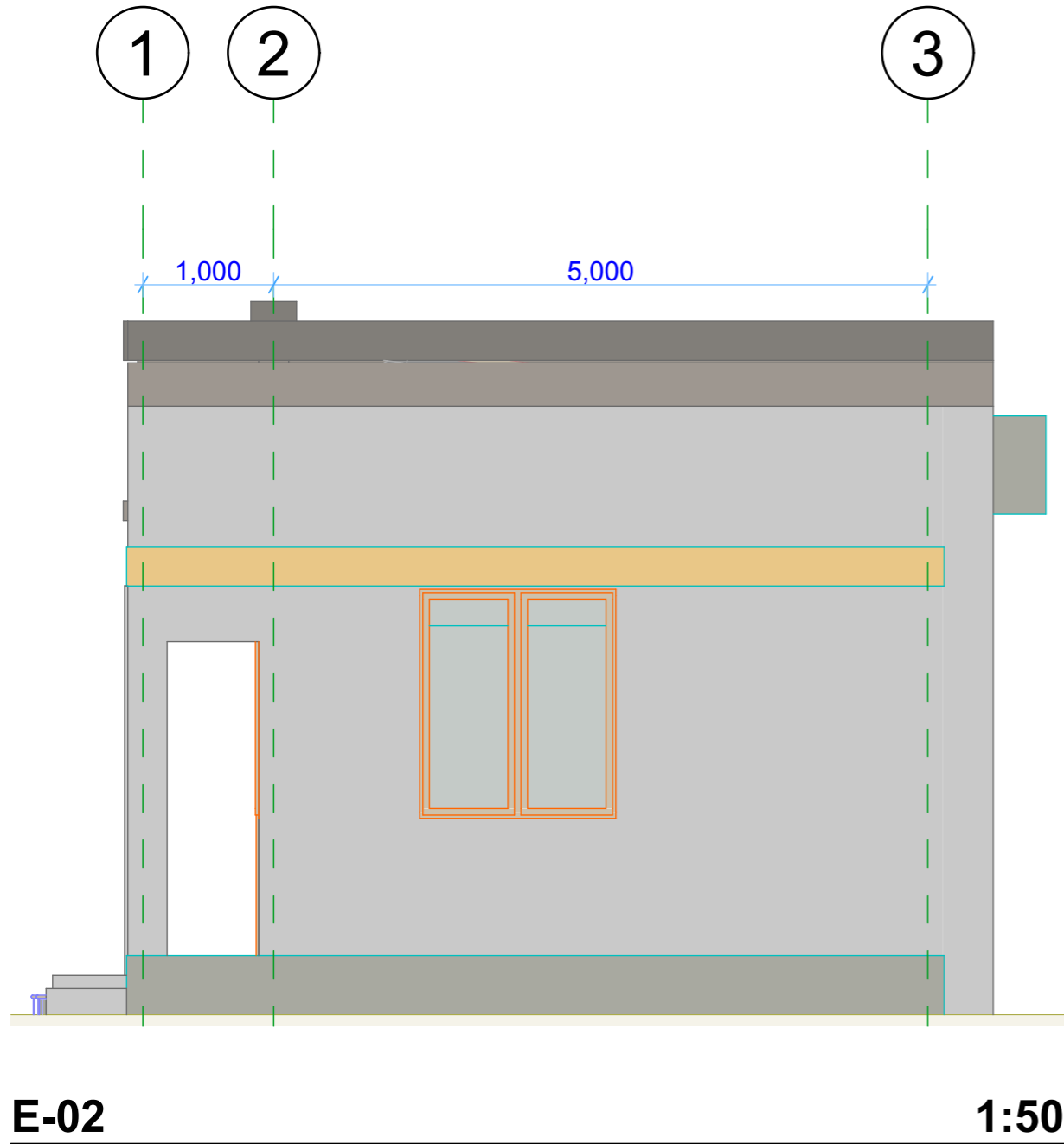
1:100



E-03

1:100

- 1. All dimensions are in mm
- 2. All work to be done in accordance with the Local Authority requirements
- 3. All dimensions to be verified on site before commencement of any work
- 4. Any error or omissions are to be brought to Designer immediately



Project Title
**SEMI-
 DETACHED
 TYPE 02**

Drawing Name
ELEVATIONS

Designed and Drawn by
**JEMYCRETE
 BUILDERS**
 0763-965952/0678-226627
 0658-011079/0785-817695



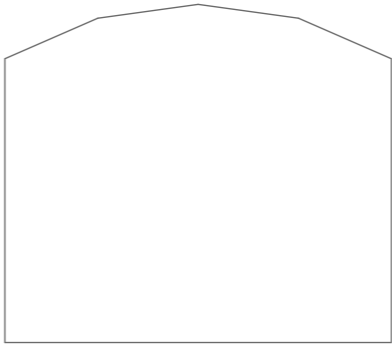


Drawing Scale
1:50

Layout ID
A.06

Revision

- 1. All dimensions are in mm
- 2. All work to be done in accordance with the Local Authority requirements
- 3. All dimensions to be verified on site before commencement of any work
- 4. Any error or omissions are to be brought to Designer immediately

Door Schedule

Element ID	D-01	D-02	D-03	D-04	DOO - 003
Opening Name	Door with Transom 24	Door 24	Arch Top Door Ope...	Rectangular Door O...	Saracenic Door Op...
Quantity	7	7	7	8	6
W x H Size	0.900×2.400	0.800×2.100	3.200×2.800	0.700×3.000	0.700×3.000
Head height	2.850	2.550	3.100	2.850	2.850
2D Symbol					
3D Back View					

Project Title
**SEMI-
DETACHED
TYPE 02**

Drawing Name
**DOOR
SCHEDULE**

Designed and Drawn by
**JEMYCRETE
BUILDERS**
0763-965952/0678-226627
0658-011079/0785-817695











Drawing Scale
1:0.51

Layout ID
A.07

Revision

1. All dimensions are in mm
2. All work to be done in accordance with the Local Authority requirements
3. All dimensions to be verified on site before commencement of any work
4. Any error or omissions are to be brought to Designer immediately

Window Schedule

Element ID	W-01	W-02	W-03	W-04	W-05
Opening Name	Double Window 24	Double Window 24	Vertical Multi-Sash ...	Double Window 24	Vertical Multi-Sash ...
Quantity	14	2	7	7	7
W x H Size	1.000×1.750	1.500×1.750	1.250×2.000	1.000×1.000	2.000×0.700
2D Symbol					
3D Back View					

Project Title
**SEMI-
DETACHED
TYPE 02**

Drawing Name
**WINDOW
SCHEDULE**

Designed and Drawn by
**JEMYCRETE
BUILDERS**
0763-965952/0678-226627
0658-011079/0785-817695

Drawing Scale
1:0.51

Layout ID
A.08

Revision

1. All dimensions are in mm
2. All work to be done in accordance with the Local Authority requirements
3. All dimensions to be verified on site before commencement of any work
4. Any error or omissions are to be brought to Designer immediately



Project Title
**SEMI-
DETACHED
TYPE 02**

Drawing Name
3D VIEW 01

Designed and Drawn by
**JEMYCRETE
BUILDERS**
0763-965952/0678-226627
0658-011079/0785-817695

Drawing Scale
1:6.85

Layout ID
A.09

Revision



1. All dimensions are in mm
2. All work to be done in accordance with the Local Authority requirements
3. All dimensions to be verified on site before commencement of any work
4. Any error or omissions are to be brought to Designer immediately

Project Title
**SEMI-
DETACHED
TYPE 02**

Drawing Name
3D VIEW 02

Designed and Drawn by
**JEMYCRETE
BUILDERS**
0763-965952/0678-226627
0658-011079/0785-817695

Drawing Scale
1:7.85

Layout ID
A.10

Revision



1. All dimensions are in mm
2. All work to be done in accordance with the Local Authority requirements
3. All dimensions to be verified on site before commencement of any work
4. Any error or omissions are to be brought to Designer immediately

Project Title
**SEMI-
DETACHED
TYPE 02**

Drawing Name
3D VIEW 03

Designed and Drawn by
**JEMYCRETE
BUILDERS**
0763-965952/0678-226627
0658-011079/0785-817695

Drawing Scale
1:7.81

Layout ID
A.11

Revision



1. All dimensions are in mm
2. All work to be done in accordance with the Local Authority requirements
3. All dimensions to be verified on site before commencement of any work
4. Any error or omissions are to be brought to Designer immediately

Project Title
**SEMI-
DETACHED
TYPE 02**

Drawing Name
3D VIEW 04

Designed and Drawn by
**JEMYCRETE
BUILDERS**
0763-965952/0678-226627
0658-011079/0785-817695

Drawing Scale
1:7.90

Layout ID
A.12

Revision



1. All dimensions are in mm
2. All work to be done in accordance with the Local Authority requirements
3. All dimensions to be verified on site before commencement of any work
4. Any error or omissions are to be brought to Designer immediately

Project Title
**SEMI-
DETACHED
TYPE 02**

Drawing Name
3D VIEW 05

Designed and Drawn by
**JEMYCRETE
BUILDERS**
0763-965952/0678-226627
0658-011079/0785-817695

Drawing Scale
1:7.52

Layout ID
A.13

Revision